

veterinary technology for life

# Eickemeyer®


[www.eickemeyer.co.uk](http://www.eickemeyer.co.uk)

Telephone 020 8891 2007

## ***UFEG®***

***External Skeletal Fixation System (ESF)  
is a U-shaped steel rail with a built-in  
reinforced threaded plate***

**Specially  
developed for  
veterinary  
medicine**



## UFEG® – COMPONENTS

### Design of UFEG® and principle of operation

The UFEG® is a U-shaped steel rail with an incorporated threaded reinforced plate. This design fulfills two functions: the connecting rod and the clamping connection of K-wires and STEINMANN nails, which are fixed in place with Allen screws. The hole geometry is also U-shaped. An additional advantage is that pins with different diameters of 1.0 mm – 4.0 mm can be used in the same rail.

The UFEG® tubular system consists of

### UFEG® ESF Guide Tubes

- ▶ UFEG® ESF Guide Tube Type 2a, 15 hole, weight: 18 g, L 95 mm, Ø 8 mm
- ▶ UFEG® ESF Guide Tube Type 2b, 15 hole, weight: 25 g, L 125 mm, Ø 8 mm
- ▶ UFEG® ESF Guide Tube Type 3a, 15 hole, weight: 49 g, L 150 mm, Ø 10 mm
- ▶ UFEG® ESF Guide Tube Type 3b, 18 hole, weight: 55 g, L 180 mm, Ø 10 mm

### 180970 – 180973

### Allen Screws

- ▶ Allen Screw for UFEG® Type 2a/2b M4 x 6 mm, including Allen key size 2, 10 pieces
- ▶ Allen Screw for UFEG® Type 3a/3b M6 x 6 mm, including Allen key size 3, 10 pieces

### 180974 – 180975

### UFEG® ESF Joint Fixator Kit for joint immobilisation that can be constructed in any angle

Complete set consists of

- ▶ 2x Connecting Plates
- ▶ 5x Inside-Hex-Screws size M

### 180976

### Allen Keys

- ▶ Size 2, for UFEG® Allen Screws Type 2a / 2b
- ▶ Size 3, for UFEG® Allen Screws Type 3a / 3b



### 180979, 180978

Matching STEINMANN pins can be used.

### STEINMANN Positive Profile Pin

- ▶ End Thread
- ▶ Available in different lengths (75 – 116 mm) and diameters (0.9 – 3.2 mm)

**180501, 180502, 180574, 180572, 180503, 180593, 180496, 180493, 180595, 180497**




180970

180971

180972



180973



180974



180975



180971

180976

180970



180496

# UFEG® – CHARACTERISTICS

---

## Application

The UFEG® System, like other External Skeletal Fixation Systems (ESF), is a very versatile fixation method that can stabilise a variety of fractures and osteotomies. Indication and application techniques are described in detail within this brochure.

The UFEG® is particularly well-suited for open and infected fractures, severe fractures, and comminuted fractures where several pins need to be used in a confined space. Even simple fractures can be treated quickly and cost-effectively.

In addition, no implants are introduced into the fracture area, promoting flow of the local blood supply and fracture healing.

The UFEG® can be fixed very close to the fracture, either via a closed reduction or with a tissue friendly, minimal access technique. During the healing phase, a dynamisation of the fracture can be made after about 6 weeks. Either the configuration can be changed (for example, Type II to Type I), or individual STEINMANN pins can be gradually removed.

## Advantages

- ▶ The UFEG® can be attached very close to the bone  
*Benefit: Increases the stability of the fracture site*
- ▶ The distance of the UFEG® to the fractured bone can be adjusted at any time  
*Benefit: Increases flexibility in fracture care*
- ▶ The U-shaped rail, about 95 mm in length, weighs only 18 g  
*Benefit: Is very well tolerated by small animals*
- ▶ More pins can be placed in a small space  
*Benefit: More pins increase the stability of the fracture*
- ▶ Different thicknesses of nails or pins can be set in the rail  
*Benefit: Allows flexibility in fracture stabilisation/dynamisation*
- ▶ There are no clamps or additional connecting rods needed  
*Benefit: Simplifies installation and saves time*
- ▶ More threads in the threaded plate and grub screw  
*Benefit: Ensures a stable 3-point fixation of pin and splint*
- ▶ It is a reusable system with only a hex wrench as a tool  
*Benefit: Provides a very cost effective and versatile fixation method*
- ▶ The removal of the UFEG® is usually done under slight sedation  
*Benefit: No additional surgical intervention under anaesthesia*

## Application

- ▶ Especially for dogs, cats, rabbits and birds



Application

## UFEG® – ITEM LIST

UFEG® External Skeletal Fixator		
Item No.	Description	Quantity
180970	UFEG® ESF Guide Tube Type 2a, Ø 8 mm x 95 mm, 15 hole	1
180971	UFEG® ESF Guide Tube Type 2b, Ø 8 mm x 125 mm, 15 hole	1
180972	UFEG® ESF Guide Tube Type 3b, Ø 10 mm x 150 mm, 15 hole	1
180973	UFEG® ESF Guide Tube Type 3b, Ø 10 mm x 180 mm, 18 hole	1
180974	UFEG® Allen Screw for UFEG® ESF Type 2a/2b, M4 x 6 mm including Allen key size 2	10
180975	UFEG® Allen Screw for UFEG® ESF Type 3a/3b, M6 x 6 mm including Allen key size 3	10
180976	UFEG® ESF Joint Fixator Kit for joint immobilisation that can be constructed at any angle. Complete set consisting of: 2x Connecting Plates, 5x Inside-Hex-Screws size M	1
180979	UFEG® Allen Key, size 2, for UFEG® Allen Screws Type 2a / 2b	1
180978	UFEG® Allen Key, size 3, for UFEG® Allen Screws Type 3a / 3b	1

STEINMANN Positive Profile Pins – End Thread		
Item No.	Description	Quantity
180501	STEINMANN Positive Profile Pin, Ø 0.9 x 75 mm, end thread	1
180502	STEINMANN Positive Profile Pin, Ø 1.2 x 75 mm, end thread	1
180574	STEINMANN Positive Profile Pin, Ø 1.2 x 100 mm, end thread	1
180572	STEINMANN Positive Profile Pin, Ø 1.5 x 100 mm, end thread	1
180503	STEINMANN Positive Profile Pin, Ø 1.6 x 75 mm, end thread	1
180593	STEINMANN Positive Profile Pin, Ø 2.0 x 97 mm, end thread	1
180496	STEINMANN Positive Profile Pin, Ø 2.4 x 102 mm, end thread	1
180493	STEINMANN Positive Profile Pin, Ø 2.8 x 110 mm, end thread	1
180595	STEINMANN Positive Profile Pin, Ø 3.0 x 110 mm, end thread	1
180497	STEINMANN Positive Profile Pin, Ø 3.2 x 116 mm, end thread	1

## UFEG® – SPECIALIST ARTICLE

Further articles (in German) can be found here:

### Clinical applications of the UFEG® U-shaped external fixator with threaded plate



### UFEG® U-shaped external fixator with reinforced threaded plate – a new external fixator system



### The U-shaped external fixator with threaded plate, for fracture care in small animals, according to Schumacher



UFEG® is a registered trade mark of Dr. M. Schumacher, Kreuzgasse 27, D – 88677 Marktdorf