


veterinary technology for life

Eickemeyer®

www.eickemeyer.co.uk

Telephone 020 8891 2007

Equine Special



EQUINE X-RAY SYSTEM

DigiVet DR Equine WLAN-Panel Set

The DigiVet DR Equine WLAN panel set impresses with its simple operation, fast, wireless transmission speed and razor-sharp, high-resolution X-ray images.

- ▶ Active area of 25 x 30 cm (10 x 12")
- ▶ Highest resolution through CsI PLUS scintillator
- ▶ Stable and reliable automatic exposure detection (Anytime™)
- ▶ DQE technology for reduced dose
- ▶ X-ray voltage range: 40 – 150 kVp
- ▶ Li-Ion battery: 8 hours standby / 750 shots
- ▶ Dimensions (in cm): L 28.7 x W 35 x H 1.5
- ▶ Weight: 2.1 kg

Set consists of:

- ▶ DigiVet® DR Equine WiFi panel
- ▶ VXvue™ image editing software
- ▶ High-end notebook with 15.6" full HD monitor
- ▶ PODOBLOCK® protection box
- ▶ Outdoor case for all components

708500



708500

Online Training

S708482

HiRay B Portable X-Ray Machine

The HiRay B is a compact, battery-operated X-ray device for mobile equine practices. With a weight of only 8.2 kg and a power output of up to 90 kV at 20 mA, it is well ahead of most competitors in this weight class.

- ▶ High RF power: 40 – 90 kV / max 20 mA, 1.6 kW
- ▶ High resolution imaging at low dose
- ▶ Touch screen console for easy operation
- ▶ Light localiser with HighLux LED light
- ▶ Integrated laser beam for easy distance measurement
- ▶ 2-stage manual release switch
- ▶ Supercapacitor battery for up to 999 shots
- ▶ Compact dimensions (in cm): L 37 x W 20 x H 22
- ▶ Light weight: only 8.2 kg
- ▶ Incl. stable aluminum case

701110



701110

HIRAY PLUS X-RAY MACHINE

One of the smallest and most powerful portable High Frequency X-Ray units in the world! The HiRay Plus is suitable for outdoor use, as well inside the surgery. Special features include powerful high-frequency inverter, lightweight unit with small dimensions, and an integrated laser pointer for precise distance measuring.

- ▶ High RF power: 40 to max. 100 kV / 30 mA, 2.0 kW
- ▶ kV setting: 40 to 100 kV (in 1 kV steps)
- ▶ 32 mAs settings, 0.3 to 20 mAs with illuminated LCD display
- ▶ Anatomical programming of 8 kV/mAs combinations
- ▶ Focus: 1.2 x 1.2 mm
- ▶ Collimator with bright halogen bulb and automatic timer
- ▶ Integrated laser beam for precise distance measurement
- ▶ 2-speed manual exposure switch on 2.5 m curled cable
- ▶ Includes practical and sturdy aluminium case
- ▶ CE certified & PTB approved and tested
- ▶ Dimensions (in cm): L 28 x W 16.3 x H 16
- ▶ Lightweight: 8.9 kg
- ▶ Includes: practical and sturdy aluminum case

701115



701115



701119

HIRAY 5 X-RAY MACHINE

The portable HiRay 5 combines ultimate power with extreme compactness. It produces a nominal output of 5 kW, while weighing only 14 kg! The greater mA range allows for shorter exposure times. This is ideal for imaging regions with rapid motion such as the small animal thorax.

Technical specifications

- ▶ High RF power: 40 – 120 kV / max. 16 mAs, 5 kW
- ▶ kV setting: 40 to 120 kV (in 1 kV steps)
- ▶ 26 mAs settings, 0.3 – 100 mAs, with illuminated LCD display
- ▶ Focus: 1.8 x 1.8 mm
- ▶ Collimator with bright halogen bulb and automatic timer
- ▶ Integrated laser beam for easy distance measurement
- ▶ 2-speed manual exposure switch on 2.5m curled cable
- ▶ Dimensions (cm): L 35 x W 20.3 x H 16 cm
- ▶ Weight: 14 kg
- ▶ Includes: practical and sturdy aluminum case

701105



HiRay Trigger Switch

This simple plug-and-play addition to your mobile HiRay unit allows you to take quick, stable and steady shots.

701119

MAGIC 3000 PLUS PORTABLE ULTRASOUND UNIT

Unbeatable value for money!

The MAGIC 3000 PLUS impresses with many new functions and features. Advanced technologies including Power Doppler (PDI) help evaluate blood flow in different clinical conditions.

- ▶ High-resolution 12.1" LCD Screen, tiltable
- ▶ Cine mode with memory function (5 sec.)
- ▶ Various measurements including pregnancy calculation
- ▶ iStation™, iClear™, iZoom™, iBeam™ and iTouch™
- ▶ Second probe connection for quick probe swap
- ▶ Internal SSD storage and two USB ports
- ▶ Dimensions (in cm): W 29 x H 35 x D 17
- ▶ Lightweight: only 5.6 kg

304045

Linear Rectal Probe

- ▶ 4.0–7.5 MHz

304021

Linear T-shaped Probe

- ▶ 5.0–10.0/H8.0/H10.0 MHz

303711

Battery

- ▶ Operation time:
Up to 2 hours

304041

Carry Case

304043



304045

MAGIC 6000 PLUS PORTABLE ULTRASOUND UNIT

A new dimension in image quality

The MAGIC 6000 PLUS not only opens a new dimension of image quality in small animal abdominal sonography, the device can also be used in equine gynaecology and orthopaedics. With a powerful cine mode, you can always keep an overview even with restless patients under difficult conditions.

- ▶ High-resolution 15" display, tiltable
- ▶ Cine mode with memory function (5 sec.)
- ▶ PW and Power Doppler (PDI) with "Auto Trace"
- ▶ Optional Colour Doppler Upgrade (item no. 30374001)
- ▶ iStation™, iClear™, iZoom™, iBeam™, iTouch™ & iScape™
- ▶ Various application-specific measurements for abdomen and gynaecology including pregnancy calculation
- ▶ Second probe connection for quick probe swap
- ▶ Large internal SSD storage and two USB ports
- ▶ Dimensions (in cm): W 36 x H 36 x D 15
- ▶ Weight: 8 kg

303740

Linear Rectal Probe

- ▶ 4.0–7.0/H6.0/H7.0 MHz

304021

Linear T-shaped Probe

- ▶ 5.0–10.0/H8.0/H10.0 MHz

303711

Battery

- ▶ Operation time:
Up to 2 hours

303721

Carry Case

303725



303740

Highest mobility meets highest performance

The MAGIC P1, with its advanced features, is one of the most highly developed Premium Colour Doppler systems in laptop format. The exceptionally hi-tech equipment guarantees excellent picture quality in all applications.

Adjustment aids for optimal work

- ▶ Clear patient management
- ▶ Optimised image resolution is adjustable
- ▶ Improved pre- and post-processing
- ▶ Image magnification without quality loss
- ▶ Auto Doppler: automatic image parameter adjustment

Special features

- ▶ Excellent image quality through the use of state-of-the-art image enhancement tools
- ▶ Simple report function
- ▶ Special Vet Software (body marks, pregnancy examination)
- ▶ Single crystal technology for brilliant cardio images
- ▶ Extremely fast: boot time from standby mode is only 5 seconds!
- ▶ Long battery life of up to 90 minutes

Technical specifications

- ▶ Picture modes: B, B + B, B + M, M, CDI, B + CDI, PW, CW
- ▶ Doppler modalities: Colour, PW, CW Doppler
- ▶ ECG module optional (item no. 30449002)
- ▶ Tilttable 15" LED HD monitor
- ▶ Internal memory 240 GB
- ▶ 2 probe connections, 2 USB ports
- ▶ Image export in Windows formats (DICOM optional)
- ▶ Dimensions (in cm): W 35 x H 37 x D 6.5
- ▶ Weight: 5 kg

304490



304490

Convex Probe

- ▶ 2.5 – 5.0 MHz

30449008



30449008

Linear T-shaped Probe

- ▶ 3.0 – 13.0 MHz

30449003



30449003

Linear Rectal Probe

- ▶ 4.0 – 9.0 MHz

30449009



30449009

EICKVIEW PORTABLE LED VIDEO ENDOSCOPES

Due to their extremely compact dimensions, the EickView LED Video Endoscopes are the perfect solution for broncho-, gastro-, rhino-, tracheo-, uretero- and vaginoscopy in dogs and cats and for the examination of the upper respiratory tract in horses. The devices work independently, as the powerful LED light source and the high resolution camera of the stand-alone systems are integrated in the distal end of the endoscopes. In addition, the folding 3.5" monitor allows both direct video and image playback as well as storage via SD card. Furthermore the EickView LED Video Endoscopes can be connected to a separate monitor.

- ▶ 3.5" Folding Monitor for video and picture playback
- ▶ Recording and archiving on integrated SD card
- ▶ File formats: JPG, AVI
- ▶ Integrated powerful LED light source
- ▶ Rechargeable Battery with up to 3 hours of operation
- ▶ USB port and video out
- ▶ Depth of field: 5 – 60 mm
- ▶ Direction of view: 0°
- ▶ Field of view: 110°

EickView LED Video Endoscopes					
Item No.	Description	Working length	Outer Ø	Working channel	Deflection
306166	EickView 100E	100 cm	8.0 mm	2.8 mm	up 150° down 130°
306164	EickView 150E	150 cm	8.0 mm	2.8 mm	up 130° down 130°

Accessories			
Item No.	Description	Diameter	Length
306216	Alligator Forceps, EickView 100E/150E	2.4 mm	230 cm
306316	Biopsy Forceps, EickView 150E	2.4 mm	230 cm



306166



306214



306314

EickView HD Video Processor

The EickView HD Video Processor is the central hub of your video endoscope system. The powerful LED light source enables optimal illumination in any position. Various settings on the video processor allow you to adapt the image quality to your needs. The new HbE mode enables an improved display of vessels. Still images can easily be saved directly to a USB storage medium. The image data can be transferred to an existing PC or Laptop.

306167

EickView HD Video Endoscopes

The EickView HD video endoscopes deliver even more brilliant images with the same size due to the further improved video chips. The main areas of application for EickView HD video endoscopes are bronchoscopy and gastroscopy. Due to the large number of available endoscope sizes, you can carry out examinations from small animals to horses. The scope of delivery of the endoscopes includes a pressure tester, 2 cleaning brushes, a cleaning set and a carrying case.

Technical specifications

- ▶ Viewing direction: 0°
- ▶ Distal end contains 1 CMOS camera chip, 2 light guides, working channel, lens rinsing nozzle
- ▶ Scope of delivery: EickView video endoscope, pressure tester, 2 cleaning brushes, cleaning set, transport case

EickView PRO HD Upgrade

With the EickView PRO HD Upgrade, you can turn the video processor into a very mobile endoscopy unit that gives you access to other endoscopic disciplines such as arthroscopy, rhinoscopy, otoscopy, etc. The Windows 10 tablet with a high-contrast 12.3" PixelSense display (2,736 x 1,824 pixels) is used both as a display with a battery life of up to 13 hours and for storing still images and video recordings. Further advantages of the upgrade are the even easier to use video software, keyboard (optional) and mouse for easy patient and image management.

30616701

EickView Premium Transport Case

- ▶ For EickView Video Endoscope / Gastroscope
- ▶ Dimensions (in cm): H 27 x W 35 x L 45
- ▶ Empty weight: 11 kg

306123

Endoscopy Alligator Forceps

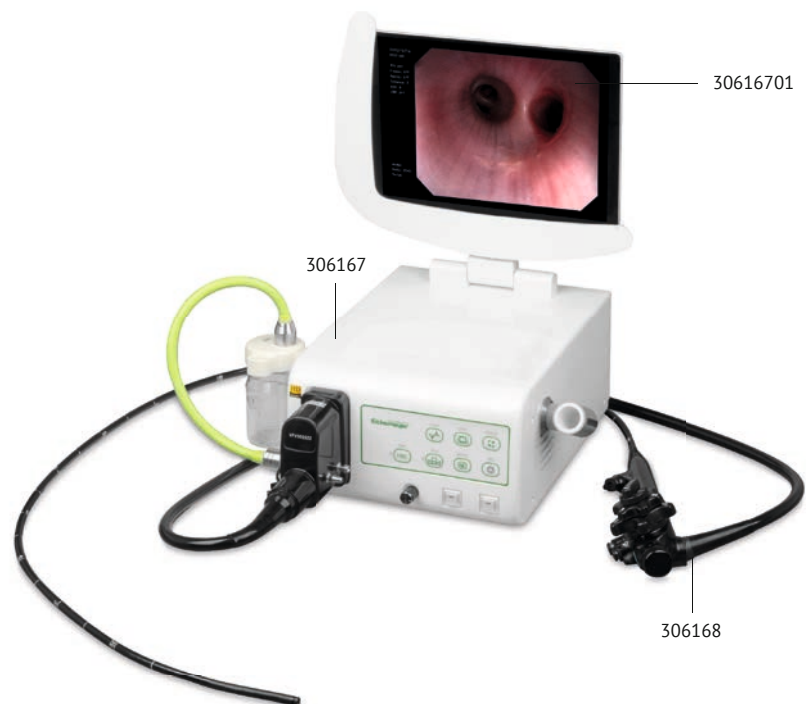
- ▶ L 350 cm, Ø 2.3 mm

306230

Endoscopy Biopsy Forceps

- ▶ L 350 cm, Ø 2.3 mm

306330



EickView HD Video Endoscopes							
Item No.	Description	Working length	Outer Ø	Working channel	Depth of field	Field of view	Deflection
306170	EickView 300 HD Endoscope	300 cm	13.0 mm	3.2 mm	5 – 100 mm	≥ 140°	up 210° down 90° left/right 100°
306168	EickView 150 HD Endoscope	150 cm	8.5 mm	2.0 mm	5 – 100 mm	≥ 140°	up 210° down 90° left/right 100°

ICARE® TONOVET PLUS TONOMETER

The Icare® TONOVET Plus is easy to use. It features an advanced user interface with a clear, large display. Red / green positioning lights indicate the correct angle and aim at the middle of the cornea.

- ▶ Quick, painless and accurate procedure
- ▶ Easy to use and requires no calibration
- ▶ Assisting positioning lights
- ▶ Large and easy to read colour display
- ▶ Dimensions (in mm): L 215 x W 24–29 x D 35–95
- ▶ Weight: 230 g (Includes batteries)
- ▶ Includes: Transport Case, 100 TONOVET Probes, 4x AA batteries

173620

Probes for TONOVET

- ▶ 100 per pack

1736006



Application



173620

RETEVET™ PORTABLE ERG

The RETevet™ portable ERG offers an intuitive interface that allows veterinary ophthalmologists and researchers to perform electroretinograms (ERGs) to measure the retinal function of animals.

- ▶ Small, portable and battery powered
- ▶ Intuitive user interface
- ▶ Real-time results
- ▶ All flashes electronically controlled
- ▶ Easy USB connection to any PC
- ▶ Comprehensive reports in PDF formats
- ▶ Anaesthesia is optional (based on the patient)

Technical specifications

- ▶ RGB LED technology
- ▶ Dimensions (in cm): W 10.5 x H 15.5
- ▶ Weight: 240 g
- ▶ Includes: RETevet™ Device, Docking Station, 6 Jet Electrodes, 10 Needle Electrodes, Dust Cover, 3-Plug Electrode Lead, USB Cable, Power Adapter.

173610



Application



KOWA SL-19 PORTABLE SLIT LAMP

**ORDER
ONLINE**
www.eickemeyer.co.uk

Now more ergonomic and even lighter!

With its rounded shape and curved handle design, the new KOWA SL-19 Slit Lamp is even more ergonomic. Furthermore, the weight of the hand-held unit has been significantly reduced.

- ▶ New LED backlight that can be used simultaneously with the slit light
- ▶ New LED blue light illumination for fluorescence observation
- ▶ Light intensity can be adjusted with one hand
- ▶ Infinitely adjustable slit length (1.5 – 12 mm)
- ▶ Longer operating time: up to 6 hours at maximum intensity
- ▶ Available in 5 colours: white, black, blue, green and pink

Technical specifications

- ▶ Magnification: 10x and 16x
- ▶ Working distance: about 80 mm at 16x magnification, about 100 mm at 10x magnification
- ▶ Effective field of view: Ø 10 mm at 16x magnification, Ø 15 mm at 10x magnification
- ▶ Slit width: Ø 0.1, Ø 0.2, Ø 0.8 mm
- ▶ Spot size: Ø 1, Ø 5, Ø 12 mm (slit length continuously adjustable from 1.5 – 12 mm)
- ▶ Light intensity: 200 – 20,000 lux (continuously adjustable)
- ▶ Power supply: 3x AA batteries (DC 4.8 - 6.4 V)
- ▶ Dimensions (in mm): W 197 x D 107 x H 238
- ▶ Weight (without batteries): only 620 g

173690



HEINE OMEGA 600 INDIRECT OPHTHALMOSCOPE

Discover more. With less weight.

Lighter. Brighter. Better. HEINE kept the best and perfected the rest. Lightweight and maintenance free, the HEINE OMEGA 600 delivers a new class of technological innovation, along with the new and unique visionBOOST for significantly better diagnostic even in dense cataracts.

Most precise diagnostic, up to the far retinal periphery

- ▶ Significantly better diagnostic due to unique visionBOOST
- ▶ Sharpest fundus image due to superior glass optics
- ▶ Brightest fundus image with true colour rendering thanks to our unique LEDHQ – now in even more natural colours
- ▶ Best 3D imaging due to unique Stereoscopic Adjustment Technology in dilated and undilated pupils

Lightest high-end Indirect Ophthalmoscope worldwide

- ▶ Exceptionally comfortable
- ▶ Personalised fit
- ▶ Adaptable for right and left handed users
- ▶ Flip-up function for more convenient patient interactions

Long-lasting investment thanks to its robust design

- ▶ Maintenance-free, dustproof optics
- ▶ Legendary HEINE durability
- ▶ Optics firmly mounted on an aluminium frame
- ▶ 100 % Made in Germany
- ▶ 5 year warranty

173497



EICKEMEYER® PHACOVET

The EICKEMEYER® PhacoVet has been specially designed and developed for the requirements of veterinary medicine. The device can be used for phacoemulsification and vitrectomy in small animals and horses. The system and the associated instruments have been extensively tested and optimised in cooperation with renowned specialists.

Its simplicity and robustness, as well as the focus on core features, make the PhacoVet unique. The compact device can be operated as stationary in the practice or brought to the patient as a mobile unit. Due to the quick and easy commissioning, you are ready to go anywhere immediately.

With service centres in Germany and Switzerland, a professional and fast service is available for spare parts, deliveries, repairs, maintenance work and technical queries.

- ▶ Developed and optimised for veterinary medicine
- ▶ Focus on core features required for veterinary use
- ▶ Simple handling and ease of use
- ▶ Robust, compact and mobile
- ▶ Transportability and easy commissioning
- ▶ Reusable components, reduces waste and cost
- ▶ Professional service, repair and maintenance

Starter Set Equine (Vitrectomy)

- ▶ EICKEMEYER® PhacoVet (329000)
- ▶ Foot Switch for PhacoVet (329001)
- ▶ Transportation Case for PhacoVet (329002)
- ▶ 2 I/A Hose Systems for PhacoVet (329005)
- ▶ 2 Pump Hose Systems for PhacoVet (329006)
- ▶ Vitrectomy Drive, for horses (329010)
- ▶ Vitrectomy Cutting Head, for horses, 15G (329011)
- ▶ Vitrectomy Irrigation Trocar, for horses (329014)

329200



329000



329001



329002



329005



329006




329011

329010

Equinosis® Q with Lameness Locator® software is a real-time, handheld, field-based system that enables a veterinarian to objectively identify lameness in horses with non-invasive inertial sensors. The proprietary Lameness Locator analysis uses the motion data transmitted by the sensors and algorithms developed from research at the University of Missouri. That research utilised treadmills and high-speed cameras to mathematically characterise normal and impaired gait, measuring vertical acceleration of the torso to determine asymmetries in head and pelvic position between left and right halves of stride. Translational research adapted the analysis to be used as a convenient, robust, miniaturised system in the field. The horse is trotted and data is transmitted wirelessly in real time. The comprehensive lameness assessment is immediately available to the practitioner.

- ▶ **Fast:** Instrumentation is simple and fast, taking less than 3 minutes. Three small sensors are attached to the horse's head, pelvis and right forelimb using specially designed attachment devices.
- ▶ **Accurate, Sensitive, Precise:** Equinosis wireless sensors measure up to 20x faster than the human eye, tracking movement accurately to within millimetres.
- ▶ **Reliable:** Lameness Locator® is the result of 20 years of gait analysis research performed by equine veterinarians and led by Lameness Program Director, Dr. Kevin Keegan, at the University of Missouri.
- ▶ **Trusted:** More than 40 veterinary colleges around the globe, including three-fourths of all U.S. teaching clinics, are training the next generation of vets with Equinosis technology.

 QR code for the application video of the Equinosis® Q

Includes:

- ▶ MobileDemand xTablet® T1600 (or equivalent): 11.6" Hi-Brite display with scratch-resistant and grease-resistant coating, Intel® i5, 4GB DDR3L RAM, 128GB M2-SATA hard drive, Bluetooth 4.0, WLAN 802.11 a/b/g/n/AC, shock and impact resistant according to MIL-STD 810G, IP65 sealed against water and dust, Win10 Pro)
- ▶ Standard and secondary hot swappable batteries
- ▶ Motion Computing® Bump Case or equivalent
- ▶ Two Sets of Wireless Inertial Sensors Including: Head-Mounted Accelerometer, Pelvic-Mounted Accelerometer, Pastern-mounted Gyroscope
- ▶ Two 3-Port Sensor Charging Stations w/DC Adapter
- ▶ Two Sensor Activating Magnets
- ▶ One Lameness Locator® Software User License
- ▶ Two Bluetooth® Class I Long Range Wireless Transceivers
- ▶ One Hard Shell Travel Case
- ▶ Sensor Attachment Accessories: two Head Bumpers, two Right Forelimb Pastern Wraps, one Pelvic Sensor Attachment Starter Kit (Pelvic clips and Dual Lock attaching tape), Pelvic Pads (30 pads)
- ▶ Equinosis Back Up Thumb Drive
- ▶ Optional Rider Sensor to measure impact of rider on horse lameness
- ▶ First year of Warranty, Software updates and Support

863000

Rider Module

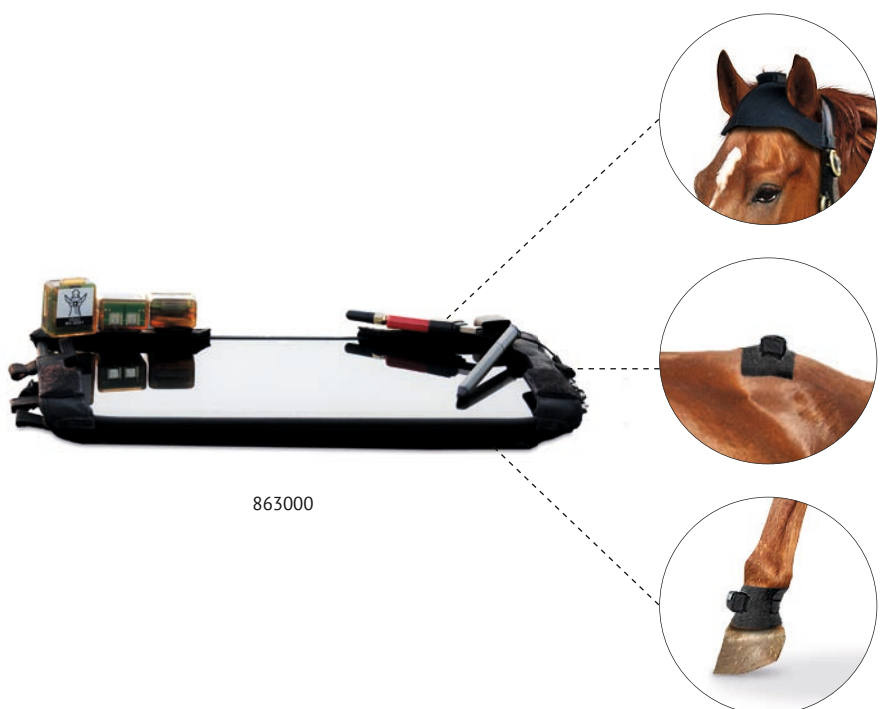
- ▶ Rider bi-axial accelerometer
- ▶ Measures the activity and impact of the ride on the horse's lameness
- ▶ Rider belt included

863015

Extended Hardware Warranty

- ▶ Extends warranty by 3 Years (from date of purchase)

863007



863000

LAVC-2000-D ANAESTHETIC MACHINE FOR LARGE ANIMALS

The LAVC-2000-D offers complete pressure-limited control over the patient and allows the practitioner to utilise passive, assisted, controlled or a combination of assisted and controlled ventilation. Switching between ventilation modes is as easy as turning a dial. Furthermore, the LAVC-2000-D offers the ability to passively breathe with a 15 or 30-litre bag. The absorber canister is mounted on the side to allow the bag to hang properly and with the switching of a single hose you can alternate between the bellow and the bag. This allows for a superior level of control and safety.

- ▶ EICKEMEYER® TEC 3 Isoflurane Vaporiser
- ▶ Flowmeter (0 to 10 l/min), O₂ bypass and pressure gauge
- ▶ BIRD respirator for spontaneous, assisted and / or controlled ventilation
- ▶ Two corrugated anaesthetic tubes
- ▶ Y-Piece Connector with 4 adapters (18/20/25/30 mm)
- ▶ Cook Adapter and 30-litre breathing bag
- ▶ Dimensions (in cm): W 55 x D 56 x H 127

21320201

LAVC-2000-D Anaesthetic Machine Conversion Kit

- ▶ For foal ventilator

213220



21320201

LIFEVET 10C+ MULTIPARAMETER MONITOR

The LifeVet 10C+ is a modern, high performance patient monitor that is characterised by its high level of user-friendliness, reliable technology and extensive data storage. The large display makes it easy to read the vital signs and operation is via touch screen. The shortcut buttons provide direct access to the most important functions.

- ▶ Multi-parameter display of respiratory rate, pulse rate, oxygen saturation, blood pressure (NIBP & IBP), ECG, temperature and side stream capnography
- ▶ High-resolution 10" LED touch screen with up to 8 waveforms
- ▶ Freely selectable alarm limits and 360° visible alarm display
- ▶ Battery (up to 4 hours) and / or mains operated
- ▶ Incl. Li-Ion battery, NIBP cable with cuff, IBP sensor kit, ECG cable with clips, S_pO₂ sensor with clips, rectal temperature probe, CO₂ adapter, CO₂ sample line and water trap
- ▶ Dimensions (in cm): W 27 x H 22 x D 17
- ▶ Weight: ≤4.0 kg

321921



HAICO TELGTE II EQUINE OPERATING TABLE

**ORDER
ONLINE**

www.eickemeyer.co.uk

The advanced purpose and design of the high quality Haico surgery tables meet all requirements of an up-to-date equine surgeon. Where safety, function, and hygiene are the bench marks, this state-of-the-art surgery table is the best choice.

- ▶ Narrow middle section allows surgeon to be as close to the table as possible
- ▶ Seam-free surface is easily washed and disinfected
- ▶ Protective rubber coating makes cleaning easier
- ▶ Includes accessories
- ▶ Continuous height adjustment and tilt up to 25 degrees - ideal for laparoscopic procedures
- ▶ 50 cm width without centre operations
- ▶ Height adjustable: 32 – 112 cm
- ▶ Maximum load 1,200 kg
- ▶ Dimensions (in cm): L 290 x W 105 cm
- ▶ Weight: 420 kg

608750



HAICO PRO 3 EQUINE OPERATING TABLE

The conception of the Pro 3 table is built upon the consistent development of the successful Telgte II table.

- ▶ Tilt and swivel adjustment in 4 directions
- ▶ Wider and longer load bearing surface
- ▶ Larger recess in the middle section allows more freedom of movement for the surgeon
- ▶ All supporting parts areas are easy to remove
- ▶ Head section can be moved laterally
- ▶ Maximum load 1,300 kg
- ▶ Dimensions (in cm): L 310 x W 145
- ▶ Weight: 500 kg

608760



INFUSOVET SP SYRINGE DRIVER / PUMP

The EICKEMEYER® InfusoVet SP is a highly accurate and reliable syringe pump. The clearly arranged, colour coded buttons make it particularly easy to use.

- ▶ 2.5" backlit LCD display
- ▶ Compatible with standard 5, 10, 20, 30, 50 and 60 ml syringes
- ▶ Safety when injecting: precise control of flow rate and injection volume
- ▶ High patient safety through acoustic alarms
- ▶ Quick start function
- ▶ With clamp for IV pole

Technical specifications

- ▶ Mains and battery operation, battery life up to 6 hours
- ▶ Splash proof (IP34)
- ▶ Dimensions (in cm): L 33 x D 12.6 x H 11
- ▶ Weight: approx 1.8 kg

402095



INFUSOVET IP INFUSION PUMP

The EICKEMEYER® InfusoVet IP is a programmable infusion pump that combines safety, performance and reliability. The pump is easy to use and the infusion sets are easy to insert.

- ▶ 2.5" backlit LCD display
- ▶ User-friendly through simple programming
- ▶ High level of patient safety thanks to acoustic and visual alarms (in the event of air bubbles, occlusion, empty battery, end of infusion)
- ▶ Also suitable for blood transfusions
- ▶ With clamp for IV pole
- ▶ For EICKEMEYER® infusion lines (item no. 402071)

Technical specifications

- ▶ Flow rate: 0.1 – 1,500 ml/h
- ▶ Volume limit: 1 – 9,999 ml
- ▶ Bolus rate: 0.2 – 600 ml/h (manual)
- ▶ Occlusion level: 3 levels selectable (150 – 900 mmHg)
- ▶ Mains and battery operation, battery life up to 4 hours
- ▶ Splash water protection according to IP34
- ▶ Dimensions (in cm): W 15 x H 25 x D 9
- ▶ Weight: < 1.45 kg

402085



AESCULAP BONUM CORDLESS CLIPPER

**ORDER
ONLINE**
www.eickemeyer.co.uk

The wireless Aesculap Bonum impresses with its low weight, low noise level and very long battery life. Thanks to the slim, ergonomic design, the clippers are particularly handy and allow you to work without tiring, even with small hands. The electronic push button sunk into the housing prevents accidental switching on or off when changing hands.

- ▶ Ergonomic, very well balanced design
- ▶ Powerful and persistent
- ▶ Long battery life of up to 80 minutes
- ▶ Battery status LED indicator
- ▶ Very quiet (65 dB)
- ▶ Low weight: Only 900 g with battery & shaving head
- ▶ Including clipper blade, Li-Ion battery & charging station

194050



AIRONE FLEX BATTERY ULTRASONIC INHALER

The AirOne Flex is the first battery operated ventilation-dependent lung inhalation device offering all the advantages of the mains-operated original. When inhaling at rest, the small particle size enables optimal wetting of the bronchial area down to the smallest alveoli, so that acute and chronic diseases of the respiratory tract can be treated effectively.

- ▶ Very simple operation
- ▶ Almost maintenance-free operation
- ▶ Impact-resistant and splash-proof (IP54)
- ▶ Transparent mask for easy inspection
- ▶ Flexible rubber seal for optimal fit
- ▶ Powerful Li-Ion battery
- ▶ Easy cleaning with removable valves
- ▶ Includes: Warmblood mask with head strap, connecting tube, wall bracket for nebuliser, contact liquid, disinfectant, 30 x nebuliser cups and transport container

219280



EICKWRAP COHESIVE BANDAGES

EickWrap bandage's self-adhesive surface means that they adhere to each other well but do not fix to skin, hair or other textiles. EickWrap does not constrict blood circulation or joint movements. The bandages are best suited for horse legs and hooves.

- ▶ Highest quality cohesive bandage
 - ▶ Conforms itself to the shape of the area where it is applied – helping to keep dressing in place
 - ▶ Self-adhesive but, it will not stick to the skin
 - ▶ Contains latex
 - ▶ Allows air to circulate over the skin and around the dressing
 - ▶ Individually packaged – assorted colours
 - ▶ Length: 4.5 m/roll
- | | | |
|--------------------|--------------------|--------------------|
| ▶ Width: 50 mm | ▶ Width: 75 mm | ▶ Width: 100 mm |
| ▶ Pack of 36 rolls | ▶ Pack of 24 rolls | ▶ Pack of 18 rolls |
| 050750 | 050751 | 050752 |



HAUPTNER SERRA EMASCULATOR

HAUPTNER Serra emasculators have a concave cutting plate that draws the spermatic cord concentrically into the jaws thus avoiding slipping of the cord.

- | | |
|--|--|
| ▶ Without ratchet | |
| ▶ Curved | |
| ▶ Length: 35 cm | |
| 851136 | |
| ▶ With ratchet | |
| ▶ Simultaneous crushing and cutting action, which improves haemostasis | |
| ▶ Straight | |
| ▶ Length: 36 cm | |
| 851036 | |

