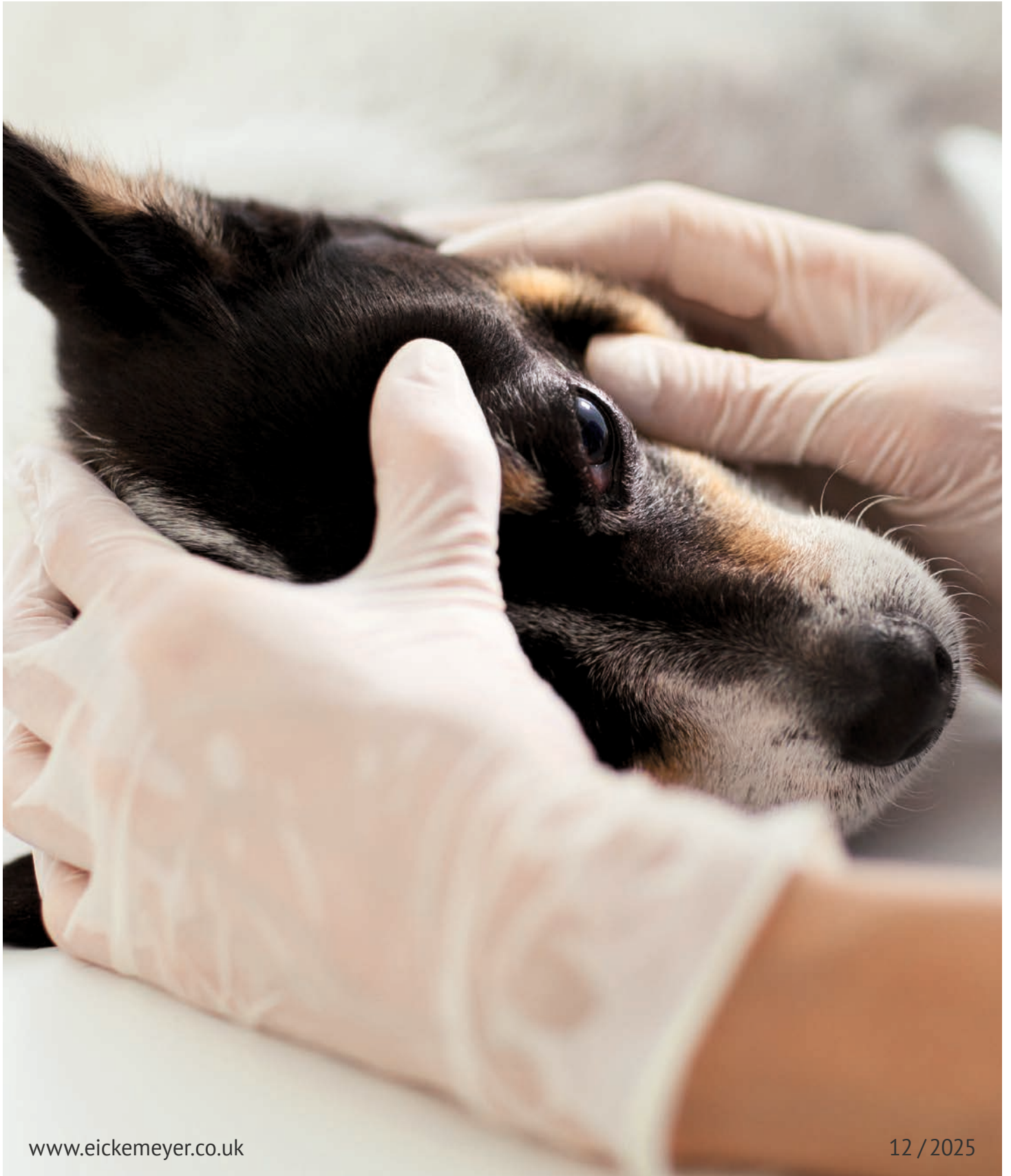


# Veterinary Ophthalmology Catalogue

*pro*  
*veterinary experts*





101780



170008



118111



132812



171807



171522



172514



152612



171712



170331



170004



141109




141009



110811



172120



500613

500714

## Starter Ophthalmic Kit

This instrument kit provides fundamental equipment for veterinary ophthalmic procedures including eyelid, third eyelid and eyelash surgery, conjunctival and corneal cytology / biopsy and enucleation. The kit has been reviewed and approved by DipECVO MRCVS RCVS and EBVS® European specialists in Veterinary Ophthalmology.

Item no.		Length mm
171220	Complete Set, consisting of:	
101780	Guarded Scalpels • Size 15 • Pack of 10 pieces	150
170008	CASTROVIEJO Eye Speculum	80
118111	STRABISMUS Scissors • Very fine • Blunt/blunt • Curved	115
132812	ADSON Tissue Forceps • Delicate • 1 x 2 teeth	120
171807	ST. MARTINS Forceps • 1 x 2 teeth • Width of the tip: 0.5 mm	90
171522	DESMARRES Chalazion Forceps • Size 2	90
172514	CASTROVIEJO Needle Holder • With Lock • Curved	140
152612	OLSEN-HEGAR Needle Holder (TC) • With scissors section for cutting sutures	120
171712	LANDOLT Enucleation Scissors • Curved	130
170331	KUHN-T CORNEAL SCRAPER	135
170004	BARRAQUER Eye Speculum	40
141109	2x HARTMANN Artery Forceps • Curved	100
141009	2x HARTMANN Artery Forceps • Straight	100
110811	STEVEN'S Tenotomy Scissors • Straight • Blunt/blunt • Fine	110
172120	WESTCOTT Scissors • Curved • Blunt	110
500613	Instrument Box Base • Dimensions (in cm): L 30 x D 14 x H 3	
500714	Instrument Box Lid • Perforated • With textile filter and label holder • Colour: green	
981703	Fingered Silicone Insert • Sterilisable • Dimensions (in cm): L 27.5 x D 12.5 x H 1.0	

981703

### Advanced Ophthalmic Kit

This instrument kit provides the necessary instrumentation for a veterinary surgeon to perform corneal, conjunctival and intraocular procedures.

The kit was created in collaboration with a diplomat from the European College of Veterinary Ophthalmology.

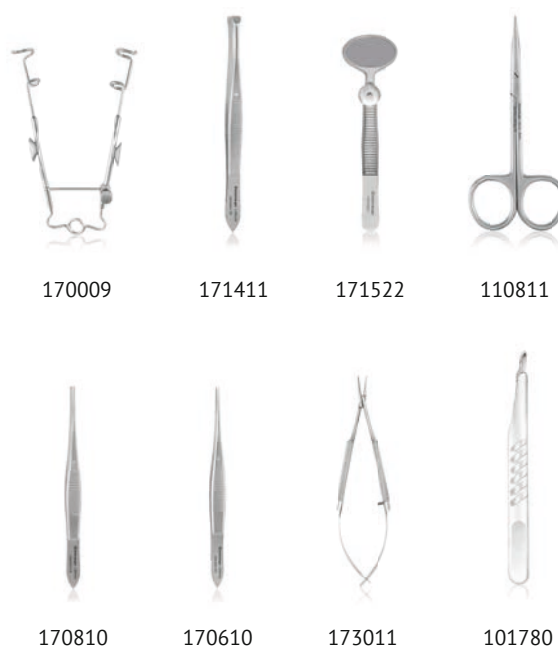
Item no.		Length mm
171230	Complete Set, consisting of:	
170512	CASTROVIEJO Cyclodialysis Spatula • Dual-ended	150
170464	WEBER Wire Loop	130
101710	BEAVER Scalpel Handle • Finger lock grip	100
172111	CASTROVIEJO Corneal Scissors • Curved, right	100
172110	CASTROVIEJO Corneal Scissors • Curved, left	100
173011	BARRAQUER Needle Holder • Curved	110
171510	TÜBINGEN Suture Forceps	100
171105	BARRAQUER Colibri Forceps • Tip width: 0.5 mm, tip curve: 45°	70
171503	CASTROVIEJO Suture Forceps • Tip width: 0.3	100
110911	STEVENS Tenotomy Scissors • Fine • Curved	110
171309	ARRUGA Capsule Forceps	100
170340	JAMESON Strabismus / Muscle Hook	135
500613	Instrument Box Base • Dimensions (in cm): L 30 x D 14 x H 3	
500712	Instrument Box Lid • Perforated • With textile filter and label holder • Colour: red	
981703	Fingered Silicone Insert • Sterilisable	



### Mini Ophthalmic Kit

This kit contains the basic equipment for veterinary ophthalmic surgery on the eyelid.

Item no.		Length mm
171210	Complete Set, consisting of:	
170009	GRÄFE Eyelid Retractor	90
171411	GRÄFE Fixation Forceps • With Pin	110
171522	DESMARRES Chalazion Forceps • Size 2	90
110811	STEVENS Tenotomy Scissors • Fine, blunt/blunt, straight	110
170810	GRÄFE Iris Forceps • 1 x 2 teeth, straight	100
170610	GRÄFE Iris Forceps • Straight	100
173011	BARRAQUER Needle Holder • Curved	110
101780	Guarded Scalpels • Size 15 • Pack of 10 pieces	150





118309



118309



118310

### SuperCut Scissors

- Designed with micro-fine serrations on one blade to prevent soft tissue slipping while the opposing razor sharp blade cuts with minimal tissue trauma
- German stainless steel construction and blade design allows for a much longer working life before sharpening is required
- Ergonomically designed ring handles improve instrument control, provide a better feel when dissecting tissue and help reduce hand fatigue

Item no.		Length mm	Form
118309	SuperCut Iris Scissors	90	straight
118310	SuperCut Iris Scissors	90	curved
118311	SuperCut Iris Scissors	115	straight
118312	SuperCut Iris Scissors	115	curved



110609



110609



110709

### Iris Scissors

- Ideal for general and ophthalmic surgery
- Delicate cutting for precision work
- For heavy-duty use, we recommend the gold-coloured tungsten carbide version (TC)

Item no.		Length mm	Form
110609	Iris Scissors	90	straight
110709	Iris Scissors	90	curved
110611	Iris Scissors	110	straight
110711	Iris Scissors	110	curved
110011	Iris Scissors (TC) <ul style="list-style-type: none"> <li>• Extremely long durability due to tungsten carbide insert</li> <li>• With golden rings</li> </ul>	115	straight
110111	Iris Scissors (TC) <ul style="list-style-type: none"> <li>• Extremely long durability due to tungsten carbide insert</li> <li>• With golden rings</li> </ul>	115	curved



110811



110811



110911



111011

### STEVENS Tenotomy Scissors

- Designed with a long shank to blade ratio, which helps provide a steady grip while maintaining greater precision cutting
- Very useful in small confined areas

Item no.		Length mm	Form
110811	STEVENS Tenotomy Scissors <ul style="list-style-type: none"> <li>• Fine</li> <li>• Blunt/blunt</li> </ul>	110	straight
110911	STEVENS Tenotomy Scissors <ul style="list-style-type: none"> <li>• Fine</li> <li>• Blunt/blunt</li> </ul>	110	curved
111011	STEVENS Tenotomy Scissors <ul style="list-style-type: none"> <li>• One blade with a button tip</li> <li>• Blunt/sharp</li> </ul>	115	straight

### METZENBAUM Scissors

- Many surgeons prefer METZENBAUM scissors because of their longer shank to blade ratio, which provides greater control
- These scissors are suitable for cutting through delicate tissues
- For heavy-duty use, we recommend the gold-coloured tungsten carbide version (TC).

Item no.		Length mm	Form
118011	METZENBAUM Scissors	115	straight
118111	METZENBAUM Scissors	115	curved
116011	METZENBAUM Scissors (TC) <ul style="list-style-type: none"> <li>• Extremely long durability due to tungsten carbide insert</li> <li>• With golden rings</li> </ul>	115	straight
116111	METZENBAUM Scissors (TC) <ul style="list-style-type: none"> <li>• Extremely long durability due to tungsten carbide insert</li> <li>• With golden rings</li> </ul>	115	curved



118011



118011



118111

### LANDOLT Enucleation Scissors

Curved scissors designed with blunt tips to assist in the dissection of the optic nerve and surrounding tissue from the eyeball.

Item no.		Length mm	Form
171712	LANDOLT Enucleation Scissors	130	strongly curved



### CASTROVIEJO Scissors

- Designed with fine tips
- Flat grip plates and spring grip with double leaf spring mechanism for a self-opening function
- The ribbed grip and guide pin improve control over the instrument

Item no.		Length mm	Form
171710	CASTROVIEJO Iridectomy Scissors <ul style="list-style-type: none"> <li>• Sharp/sharp</li> </ul>	100	curved
172111	CASTROVIEJO Corneal Scissors	100	angled, right
172110	CASTROVIEJO Corneal Scissors	100	angled, left



171710



171710



172111



172110





### VANNAS Scissors

- Designed with extra thin angled blades and a double leaf spring mechanism for self-opening action
- The ridged handle enhances instrument control

Item no.		Length mm	Form
172208	VANNAS Cataract Scissors • Sharp/sharp	85	curved
172010	VANNAS Capsulotomy Scissors • Pointed • 7 mm long blades	85	curved
172011	VANNAS Capsulotomy Scissors • Pointed • 7 mm long blades	85	straight



### WESTCOTT Scissors

- Designed with curved blades and double leaf spring mechanism for self-opening action
- Useful for cutting delicate tissue

Item no.		Length mm	Form
172120	WESTCOTT Scissors • Blunt/blunt	110	curved



### ARRUGA Capsule Forceps

Designed with downward curving tips at a 45° angle and ridged linear grip to enhance instrument grip.

Item no.		Length mm
171309	ARRUGA Capsule Forceps	100

### GILL-ARRUGA Capsule Forceps

Designed with a fine down curving pointed tip and ridged linear shank for a comfortable grip. This instrument is suitable for the handling of delicate ocular tissues. Capsule forceps are usually suitable for removing the capsule and are also used to open the capsule.

Item no.		Length mm
171307	GILL-ARRUGA Capsule Forceps	75



### HESS Capsule Forceps

Opposing surfaces have a row of fine teeth with fine double curving pointed tips and ridged shank to enhance grip. Capsule forceps are usually suitable for removing the capsule and are also used to open the capsule.

Item no.		Length mm
171306	HESS Capsule Forceps	65



### FUCHS Capsule Forceps

Capsule forceps are generally suitable for removing the capsule piece by piece. They are also used to open the capsule.

Item no.		Length mm
171207	FUCHS Capsule Forceps • 2 x 5 teeth	70





### BISHOP-HARMON Iris Forceps

The flat, straight and smooth shank with 3 holes provide excellent grip. For grasping eyelids or conjunctiva.

Item no.		Length mm
171108	BISHOP-HARMON Iris Forceps <ul style="list-style-type: none"> <li>• 1 x 2 teeth</li> <li>• Width: 0.5 mm</li> </ul>	85



170610



170910



### GRÄFE Iris Forceps

Designed with a ridged shank and guide pins for excellent instrument grip / control. For grasping eyelids or conjunctiva during surgery.

Item no.		Length mm	Form
170610	GRÄFE Iris Forceps	100	straight
170710	GRÄFE Iris Forceps	100	curved
170810	GRÄFE Iris Forceps <ul style="list-style-type: none"> <li>• 1 x 2 teeth</li> </ul>	100	straight
170910	GRÄFE Iris Forceps <ul style="list-style-type: none"> <li>• 1 x 2 teeth</li> </ul>	100	curved



### HESS (Colibri) Iris Forceps

Designed for holding flaps of cornea or sclera and a ridged shank for improved instrument grip. For grasping eyelids or conjunctiva during surgery.

Item no.		Length mm
171007	HESS (Colibri) Iris Forceps <ul style="list-style-type: none"> <li>• 1 x 2 teeth</li> </ul>	70



**BARRAQUER (Colibri) Forceps**

Designed with ridged, long, straight and flat shank with long holes on each side.

Item no.		Length mm
171105	BARRAQUER (Colibri) Forceps <ul style="list-style-type: none"> <li>• 1 x 2 teeth</li> <li>• Tip width: 0.5 mm</li> <li>• Tip curve: 45°</li> </ul>	70
171107	BARRAQUER-KATZIN (Colibri) Forceps <ul style="list-style-type: none"> <li>• 1 x 2 teeth</li> <li>• Tip width: 0.12 mm</li> <li>• Tip angle: 90°</li> </ul>	70
172000	BARRAQUER (Colibri) Forceps <ul style="list-style-type: none"> <li>• 1 x 2 teeth</li> <li>• Tip width: 0.4 mm</li> <li>• Tip curve: 45°</li> </ul>	75



171107

**CASTROVIEJO Suture Forceps**

Designed with straight shaft tips with extremely delicate teeth and a 5.5 mm tying platform.

Item no.		Length mm
171503	CASTROVIEJO Suture Forceps <ul style="list-style-type: none"> <li>• Tip width: 0.3 mm</li> </ul>	100
171505	CASTROVIEJO Suture Forceps <ul style="list-style-type: none"> <li>• Tip width: 0.5 mm</li> </ul>	100



171503

**ST. MARTIN Corneal Forceps**

Very fine toothed forceps used in handling cornea.

Item no.		Length mm
171807	ST. MARTIN Corneal Forceps <ul style="list-style-type: none"> <li>• 1 x 2 teeth</li> <li>• Width of the tip: 0.5 mm</li> </ul>	90





171510



172035



## Suture Forceps

Item no.		Length mm	Form
171510	TÜBINGEN Suture Forceps <ul style="list-style-type: none"> <li>• Without teeth</li> <li>• 6.5 mm platform</li> <li>• With thread plates for threading</li> </ul>	100	straight
172035	HARMS Thread Forceps <ul style="list-style-type: none"> <li>• Without teeth</li> <li>• 6 mm platform</li> <li>• For threads from 7-0 to 9-0</li> </ul>	100	curved



173011



## BARRAQUER Needle Holders

- Ideal for fine suturing in the anterior chamber
- Round knurled ridged handles
- Without lock

Item no.		Length mm	Form
173011	BARRAQUER Needle Holder	110	curved
173012	BARRAQUER Needle Holder	130	curved
172015	BARRAQUER Needle Holder <ul style="list-style-type: none"> <li>• Jaw size: 10 x 1 mm</li> </ul>	135	curved



## BARRAQUER-TROUTMAN Needle Holder

- Ideal for fine suturing in the anterior chamber
- Round knurled ridged handles with an automatic locking mechanism

Item no.		Length mm	Form
173010	BARRAQUER-TROUTMAN Needle Holder	100	curved

**BOYNTON Needle Holder (TC)**

- Designed with cross-serrated jaws to firmly hold needles and a single spring mechanism for self-opening action
- A multi-position ratchet provides controlled grip pressure and smooth grip release
- Extremely long durability due to tungsten carbide insert
- With golden handle end

Item no.		Length mm	Form
173112	BOYNTON Needle Holder (TC) • With lock	120	straight

**CASTROVIEJO Needle Holders**

- The ridged handles help enhance instrument grip and control
- Double leaf spring mechanism
- Locking mechanism

Item no.		Length mm	Form
172414	CASTROVIEJO Needle Holder	140	straight
172514	CASTROVIEJO Needle Holder	140	curved

**GRADLE Cilia Forceps**

- Suitable for correcting abnormal growth of lashes from the posterior lamella (e.g. distichiasis)
- Smooth, squared off positive gripping jaws
- Double leaf spring mechanism

Item no.		Length mm
170310	GRADLE Cilia Forceps	95






### DOUGLAS Cilia Forceps

Designed with fine horizontal serrations that help correct abnormal growth of lashes from the posterior lamella (e.g. distichiasis).

Item no.		Length mm
170309	DOUGLAS Cilia Forceps	90



### GRÄFE Fixation Forceps

Jaws are designed with interdigitating teeth to provide a firm grip on eyelashes. To fix the eyelid during surgery or to hold tissue in place.

Item no.		Length mm
171411	GRÄFE Fixation Forceps • With pin	110
171412	GRÄFE Fixation Forceps • With lock	110

171411



### DESMARRES Chalazion Forceps

Chalazion or entropion forceps are a surgical ophthalmic instrument used to hold, manipulate, squeeze, pull or bind ocular tissue or surrounding tissue during a surgical procedure.

- Designed with a solid lower plate and an open upper plate
- A locking thumb screw allows both hands to be kept free

Item no.		Length mm
171522	DESMARRES Chalazion Forceps • Size 2	90

**KNAPP Conjunctiva Forceps**

Thumb forceps with a grooved handle and large apertures to help grasp the conjunctiva.

- The working end is made of two grooved rollers.

Item no.		Length mm
171611	KNAPP Conjunctiva Forceps	110

**STADES Nictating Forceps**

- Thumb forceps with two screwing lock mechanisms designed specifically for third eyelid surgery
- Lower plate is solid and the upper plate is semi-curved

Item no.		Length mm
171609	STADES Nictating Forceps	95

**CASTROVIEJO Cyclodialysis Spatula**

Designed with a smooth, straight, flat, delicate handle and dual-ended delicate sharp tips.

- Surgical instrument for use in ciliary body detachment

Item no.		Length mm
170512	CASTROVIEJO Cyclodialysis Spatula	150
	• Dual-ended	





### KUHNT Corneal Scraper

Designed with a delicate sharp tip at a 45° angle on a flat handle.

Item no.	Length mm
170331 KUHNT Corneal Scraper	135



### JAMESON Strabismus / Muscle Hook

Designed to elevate the muscle tissue for dissection and reattachment.

Item no.	Length mm
170340 JAMESON Strabismus / Muscle Hook	135



### GRÄFE Iris Hook

Designed with a hook and a polished flat handle. For intraoperative pupil dilation.

Item no.	Length mm
170440 GRÄFE Iris Hook • Blunt	120



**GASS Retinal Detachment Hook**

Designed with an oval hole that helps securely place a retaining suture on ocular muscles.

Item no.		Length mm
170441	GASS Retinal Detachment Hook <ul style="list-style-type: none"> <li>Oval aperture: 1.5 mm diameter</li> <li>Hook length: 13 mm</li> </ul>	140

**MEYHOEFER Chalazion Currettes**

Designed with a sharp ended curette and a straight, flat, delicate handle. For the removal of chalazions and abscesses.

Item no.		Length mm
170420	MEYHOEFER Chalazion Curette <ul style="list-style-type: none"> <li>Ø 2.0 mm</li> </ul>	130
170425	MEYHOEFER Chalazion Curette <ul style="list-style-type: none"> <li>Ø 2.5 mm</li> </ul>	130



170420

**Eyelid Spatula**

Designed to help protect the delicate structure of the eyelid during incision.

Item no.		Length mm
170220	JAEGER Eyelid Spatula <ul style="list-style-type: none"> <li>Edges curved on both sides</li> <li>22 mm / 19 mm</li> </ul>	110
170221	GRÄNITZ Eyelid Spatula <ul style="list-style-type: none"> <li>Size 1</li> <li>10 mm</li> </ul>	77
170222	GRÄNITZ Eyelid Spatula <ul style="list-style-type: none"> <li>Size 2</li> <li>16 mm</li> </ul>	77
170223	GRÄNITZ Eyelid Spatula <ul style="list-style-type: none"> <li>Size 3</li> <li>22 mm</li> </ul>	77
170224	GRÄNITZ Eyelid Spatula <ul style="list-style-type: none"> <li>Size 4</li> <li>25 mm</li> </ul>	77



170220

170221

170222

170223

170224



170225

170226

170227

170228

### Eye Spoon Dr Koch

For removing chalazia or foreign bodies, dissecting tissue or cleaning the edges of the eyelids.


Item no.		Length mm
170225	Eye Spoon Dr Koch • Ø 10 mm	100
170226	Eye Spoon Dr Koch • Ø 15 mm	100
170227	Eye Spoon Dr Koch • Ø 20 mm	100
170228	Eye Spoon Dr Koch • Ø 25 mm	100



### BARRAQUER Speculum

Wire speculum designed with fenestrated blades to help keep the eyelids retracted.

Item no.		Length mm
170004	BARRAQUER Speculum	40



### CASTROVIEJO Speculum

- Designed with straight adjustable arms and open blades
- Locking mechanism allows for fine control

Item no.		Length mm
170008	CASTROVIEJO Speculum	80



### GRÄFE Eyelid Retractor

Wire retractor with a fine control mechanism to minimise friction.

Item no.		Length mm
170009	GRÄFE Eyelid Retractor	90

**DESMARRES Retractors**

Designed with a smooth curved blunt blade to help manually retract the eyelid.

Item no.		Length mm
170114	DESMARRES Retractor • Size 2 • Width: 14 mm	140
170116	DESMARRES Retractor • Size 3 • Width: 16 mm	140



170114

**KNOLLE-PEARCE Irrigating Vectis**

Designed to gently remove the nucleus by using mechanical and hydrostatic forces.

Item no.		Length mm
441120	KNOLLE-PEARCE Irrigating Vectis	50

**WEBER Loop**

The WEBER loop is primarily used in eye muscle surgery. It is used for gentle fixation, exposure or mobilisation of structures. It is used to grasp or hold eye muscles and enables controlled manipulation without injury.

Item no.		Length mm
170464	WEBER Loop • Length loop: 5 mm	130

**Eye Magnet**

The magnetic side of the instrument is used to remove metal splinters or other magnetic foreign bodies from the eye. The loop at the other end of the instrument is used to enclose and remove foreign bodies that are not magnetic.

Item no.		Length mm
170465	Eye magnet with loop • Sterilisable	150





### BOWMAN Lacrimal Probe

- Helps to determine the functional status of the lacrimal drainage system
- Can also be used to help perform a dacryocystorhinostomy


Item no.		Length mm
170470	BOWMAN Lacrimal Probe • Size 0/00	130



### KELLNAR Lacrimal Probes and Tubes

- Helps to determine the functional status of the lacrimal drainage system
- Silicone tubing can be used to irrigate and aspirate with the probe

Item no.		Length mm
170486	KELLNAR Lacrimal Dilator • Left	85
170487	KELLNAR Lacrimal Dilator • Right	85
170490	KELLNAR Lacrimal Dilator • Dual-ended	145
170503	KELLNAR Probe Silicone Tube • Inner Ø: 0.3 mm	1,000
170505	KELLNAR Probe Silicone Tube • Inner Ø: 0.5 mm	1,000
170507	KELLNAR Probe Silicone Tube • Inner Ø: 0.7 mm	1,000



### WILDER Lacrimal Dilators

Designed with a tapered blunt tip and a round knurled handle.

Item no.		Length mm
170481	WILDER Lacrimal Dilator • Size 1 • Taper length: 20 mm • Tip size: 0.5 mm (pointy tip)	110
170482	WILDER Lacrimal Dilator • Size 2 • Taper length: 15 mm • Tip size: 0.7 mm (medium tip)	110
170483	WILDER Lacrimal Dilator • Size 3 • Taper length: 10 mm • Tip size: 0.9 mm (blunt tip)	110

**CASTROVIEJO Caliper**

- Ideal for ophthalmologic and orthopaedic procedures (TPLO)
- To transfer the angle of rotation

Item no.		Length mm
173554	CASTROVIEJO Caliper <ul style="list-style-type: none"> <li>• Increments: 0.5 mm</li> <li>• Maximum measurement: 20 mm</li> </ul>	85

**JAMESON Caliper**

For accurate measuring during ophthalmological procedures.  
Graduated in inches and mm with thin tips, chrome.

Item no.		Length mm
170120	JAMESON Caliper <ul style="list-style-type: none"> <li>• Measurement range: 0 – 80 mm</li> </ul>	100

**Lacrinal Cannulae**

- Suitable for flushing purulent debris through the nasolacrimal duct
- Includes Luer hub

Item no.		Length mm	Form
440605	ANEL Lacrimal Cannula <ul style="list-style-type: none"> <li>• 0.6 x 15 mm</li> </ul>	45	straight
440705	ANEL Lacrimal Cannula <ul style="list-style-type: none"> <li>• 90°</li> <li>• 0.6 x 15 mm</li> </ul>	40	curved
441100	BONN Irrigating Cannula <ul style="list-style-type: none"> <li>• Robust</li> <li>• Ø 1.4 mm (front)</li> <li>• Ø 1.2 mm (back)</li> </ul>	35	angled
441101	BONN Irrigating Cannula <ul style="list-style-type: none"> <li>• Fine</li> </ul>	30	curved
441007	Lacrimal Duct Cannula <ul style="list-style-type: none"> <li>• Tapered</li> <li>• 0.6 x 25 mm</li> </ul>	30	curved
440805	Lacrimal Duct Cannula <ul style="list-style-type: none"> <li>• Olive tip</li> <li>• 0.6 x 30 mm</li> </ul>	45	straight
440905	Lacrimal Duct Cannula <ul style="list-style-type: none"> <li>• Olive tip</li> <li>• 0.6 x 33 mm</li> </ul>	40	curved



440605



440705



441100



441007



440805



440905



050889



050889



050893



050894

### EickFil Ophthalmic Suture Material – PGA

- Type: Braided and coated multifilament
- Coating: Polycaprolactone and calcium stearate (1 %)
- Colour: violet / beige – undyed
- Tissue reaction: Minimal
- Absorption: The hydrolytic action by which the material is broken down results in total absorption in approximately 60 to 90 days. Approximately 50 % of tensile strength remain after 21 days.
- Presentation: Box with 12 individually packed sterile sutures

#### Characteristics

- High tensile strength
- Synthetic
- Breaks down by hydrolysis
- Braided structure
- Coated multifilament
- Hermetically sealed packing

Item no.		Length cm
050889	EickFil PGA <ul style="list-style-type: none"> <li>• USP 9/0, EP 0.3</li> <li>• 3/8 circle, DSP 6.4 mm 200 µm</li> <li>• Side cutting spatula</li> <li>• Colour: violet</li> </ul>	30
050890	EickFil PGA <ul style="list-style-type: none"> <li>• USP 6/0, EP 0.7</li> <li>• 3/8 circle, DS 12 mm</li> <li>• Reverse cutting</li> <li>• Colour: violet</li> </ul>	45
050891	EickFil PGA <ul style="list-style-type: none"> <li>• USP 3/0, EP 2</li> <li>• 3/8 circle, DS 19 mm, easy pass</li> <li>• Reverse cutting</li> <li>• Colour: undyed</li> </ul>	50
050892	EickFil PGA <ul style="list-style-type: none"> <li>• USP 3/0, EP 2</li> <li>• 3/8 circle, DS 24 mm</li> <li>• Reverse cutting</li> <li>• Colour: undyed</li> </ul>	75
050893	EickFil PGA <ul style="list-style-type: none"> <li>• USP 6/0, EP 0.7</li> <li>• 1/2 circle, HR 17 mm</li> <li>• Round bodied taper point</li> <li>• Colour: violet</li> </ul>	75
050894	EickFil PGA <ul style="list-style-type: none"> <li>• USP 10/0, EP 0.2</li> <li>• 3/8 circle, 2 x DSP 6.2 mm 150 µm</li> <li>• Side cutting spatula double armed</li> <li>• Colour: violet</li> </ul>	30
050895	EickFil PGA <ul style="list-style-type: none"> <li>• USP 9/0, EP 0.3</li> <li>• 3/8 circle, 2 x DSP 6.4 mm 200 µm</li> <li>• Side cutting spatula double armed</li> <li>• Colour: violet</li> </ul>	30
050896	EickFil PGA <ul style="list-style-type: none"> <li>• USP 8/0, EP 0.4</li> <li>• 3/8 circle, 2 x DSP 6 mm 200 µm</li> <li>• Side cutting spatula double armed</li> <li>• Colour: violet</li> </ul>	45
050897	EickFil PGA <ul style="list-style-type: none"> <li>• USP 7/0, EP 0.5</li> <li>• 3/8 circle, 2 x DSP 8 mm 200 µm</li> <li>• Side cutting spatula double armed</li> <li>• Colour: violet</li> </ul>	45
050898	EickFil PGA <ul style="list-style-type: none"> <li>• USP 6/0, EP 0.7</li> <li>• 1/4 circle, 2 x VSP 8 mm 300 µm</li> <li>• Side cutting spatula double armed</li> <li>• Colour: violet</li> </ul>	45



## EickFil Ophthalmic Suture Material – Nylon

- Type: Monofilament
- Composition: Extrusion of polyamide 6.0 or 6.6
- Coating: None
- Colour: black
- Tissue reaction: Minimal
- Absorption: Non absorbable, gradually encapsulated by connective tissue. The thread mass diminishes, approximately 10 % a year by rupture of chemical links (hydrolytic action).
- Presentation: Box with 12 individually packed sterile sutures

### Characteristics

- High tensile strength, non absorbable
- Synthetic
- Monofilament with microscopic uniform diameter
- Pliability and softness
- Hermetically sealed packing

Item no.		Length cm
050899	EickFil Nylon <ul style="list-style-type: none"> <li>• USP 10/0, EP 0.2</li> <li>• 3/8 circle, 2 x DSP 6.4 mm 220 µm</li> <li>• Side cutting spatula double armed</li> </ul>	45
050900	EickFil Nylon <ul style="list-style-type: none"> <li>• USP 9/0, EP 0.3</li> <li>• 3/8 circle, 2 x DSP 6.2 mm 150 µm</li> <li>• Side cutting spatula double armed</li> </ul>	45



050899



050900

## EickFil Ophthalmic Suture Material – Silk

- Type: Braided multifilament
- Composition: Braided fibres from the cocoon of the silkworm
- Coating: Waxes Silicone
- Colour: black
- Tissue reaction: Moderate
- Absorption: Silk suture elicits an initial inflammatory reaction in tissues, which is followed by gradual encapsulation of the suture by fibrous connective tissues.
- Presentation: Box with 12 individually packed sterile sutures

### Characteristics

- High tensile strength, non absorbable
- Braided or twisted structure
- Coated multifilament
- Hermetically sealed packing

Item no.		Length cm
050901	EickFil Silk <ul style="list-style-type: none"> <li>• USP 4/0, EP 1.5</li> <li>• 3/8 circle, DS 19 mm</li> <li>• Reverse cutting</li> </ul>	45





### Fine Surgical Blades

- For ocular, neuro and other micro-surgical procedures
- Superior blades that can be "locked" into the Beaver surgical handle
- 25 per pack

Item no.		Length mm
101763	Fine Surgical Blade <ul style="list-style-type: none"> <li>• Size 63</li> <li>• Sharp on two sides, pointed tip</li> </ul>	
101764	Fine Surgical Blade <ul style="list-style-type: none"> <li>• Size 64</li> <li>• Sharp on one side, rounded tip</li> </ul>	
101765	Fine Surgical Blade <ul style="list-style-type: none"> <li>• Size 65</li> <li>• Blade size 11 alternative</li> </ul>	
101769	Fine Surgical Blade <ul style="list-style-type: none"> <li>• Size 69</li> <li>• Sharp on two sides, rounded tip</li> </ul>	
101710	Beaver Scalpel Handle <ul style="list-style-type: none"> <li>• Finger lock grip</li> </ul>	100
101715	Beaver Scalpel Handle <ul style="list-style-type: none"> <li>• Handle lock grip</li> </ul>	155



### Intraocular Silicone Prosthesis

- Constructed from black silicone with low immunoreactive characteristics
- Helps improve cosmetic results post enucleation
- Can be used immediately after enucleation
- Range of sizes available
- Autoclavable

Item no.		Length mm
173500	Eye Implant Introducer	125
173514	Silicone Prosthesis	14
173515	Silicone Prosthesis	15
173516	Silicone Prosthesis	16
173517	Silicone Prosthesis	17
173518	Silicone Prosthesis	18
173519	Silicone Prosthesis	19
173520	Silicone Prosthesis	20
173521	Silicone Prosthesis	21
173522	Silicone Prosthesis	22
173523	Silicone Prosthesis	23
173524	Silicone Prosthesis	24
173526	Silicone Prosthesis	26
173528	Silicone Prosthesis	28
1735290030	Silicone Prosthesis	30
1735290033	Silicone Prosthesis	33
1735290036	Silicone Prosthesis	36
1735290038	Silicone Prosthesis	38
1735290040	Silicone Prosthesis	40
1735290043	Silicone Prosthesis	43
1735290045	Silicone Prosthesis	45
1735290047	Silicone Prosthesis	47
1735290050	Silicone Prosthesis	50
1735290052	Silicone Prosthesis	52
1735290055	Silicone Prosthesis	55
1735290060	Silicone Prosthesis	60

### AlgerBrush II Corneal Diamond Burr

The AlgerBrush II is a battery powered, handheld, low torque motorised burr. It has been designed to remove foreign bodies from the cornea or sclera of patients.



The burr in this rotary instrument is used as a “brush” rather than a drill and the foreign bodies are thus “brushed” from the eye leaving a smooth surface, which in turn heals much faster than with other instruments that could be used for this purpose.

AlgerBrush II Unit includes 3.5 mm Round Medium Grit Diamond Burr.

\*According to the paper “Veterinary Ophthalmology” ([2013] 16, 2, 83 – 88), the AlgerBrush II has been successfully used to treat spontaneous corneal epithelial defects (SCCEDs) in dogs, in combination with a bandage contact lens.

#### Item no.

170010	AlgerBrush II Unit <ul style="list-style-type: none"> <li>Incl. Ø 3.5 mm Diamant Burr</li> </ul>
170011	AlgerBrush II Corneal Diamond Burr <ul style="list-style-type: none"> <li>Ø 3.5 mm</li> <li>Chuck attachment included</li> </ul>
170013	AlgerBrush II Corneal Diamond Burr <ul style="list-style-type: none"> <li>Ø 2.5 mm</li> </ul>
170012	AlgerBrush II Corneal Burrs <ul style="list-style-type: none"> <li>Ø 1 mm</li> <li>5 per pack</li> </ul>
170014	AlgerBrush II Diamond Grinding Wheel <ul style="list-style-type: none"> <li>Ø 4 mm</li> <li>Fine</li> <li>With chuck</li> <li>Convenient for recurrent corneal erosion</li> </ul>
E170010001	Spare Chuck for AlgerBrush II



### Bausch & Lomb PureVision® 2 Bandage Contact Lenses

Contact bandage lenses act as a protective shield on the cornea. They permit corneal repair and improve patient comfort by preventing contact between damaged cornea and eyelids.

Recommendation to use for:

**Corneal ulceration:** to reduce pain and to retain tear film over ulcerated area to aid healing.

**Corneal edema:** may prevent rupture of epithelial bullae and reduce discomfort caused by abrasion of ulcers.

**Adnexal problems:** distichiasis, entropion, ectopic cilia – to reduce corneal abrasion until surgery can be performed.

**Traumatic injury:** laceration or perforation.

- High definition optics offers a clear and sharp view
- Excellent stabilisation
- Comfortable contact lens wear for up to 30 days and nights
- Ensures an optimal supply of oxygen to the cornea and makes eyes look clear
- Packaging: 6 lenses per box

#### Item no.

173540	Bausch & Lomb PureVision® 2 Bandage Contact Lenses
--------	--





173420



166520



166530

## CryoPen XPS

Cryosurgery in a nutshell. The optimal solution for the treatment of distichiasis, eyelid adenoma, meibomian gland dysfunction, small eye tumours, cherry eye and other periocular and adnexal abnormalities. Powerful, extremely precise, practical and usable without anaesthesia. This powerful, ergonomic cryotherapy pen delivers a fine jet of nitrous oxide (laughing gas) under high pressure and ensures millimetre precision in seconds.

- Ultra-fine and precise
- Ergonomic design
- State-of-the-art micro technology for controlled gas flow
- Easy to load 8 g N<sub>2</sub>O cartridges
- Aluminium housing with 2 micro-applicators made of medical grade material
- Lower risk of infection than during surgery
- 8 g cartridges allow for approx. 3 – 5 treatments
- 1 mm depth after 3 sec, 2 mm depth after 8 sec
- Constant treatment temperature: -89 °C / -128 °F
- Pressure: 55 bar
- Continuous flow time with an 8 g cartridge: 1 – 3 mm applicator approx. 4 min, 2 – 4 mm applicator approx. 3 min
- Weight device with full cartridge: 200 g
- Dimensions (in cm): 20 x 2.75 x 2.75

### Item no.

173420	CryoPen XPS <ul style="list-style-type: none"> <li>• Incl. 2 autoclavable applicators: blue (1 – 3 mm) and white (2 – 4 mm)</li> <li>• Incl. 12 x 8 g cartridges</li> </ul>
173425	N <sub>2</sub> O Cartridges for CryoPen XPS, 8 g <ul style="list-style-type: none"> <li>• Pack of 24 pieces</li> <li>• Storage at room temperature</li> <li>• Retain pressure for several weeks after opening</li> <li>• Shelf life 36 months</li> <li>• Disposal via recyclable metal waste</li> </ul>

Please note:

For larger lesions, we also offer the Freezpen 16G (item no. 173400) and Freezpen 35G (item no. 173410) in our range (see online shop).

## Cautery Pen

- Precise cauterisation thanks to the very fine tip (28 mm)
- Easy to use
- Operating temperature: 600 °C
- Individual sterile packaging
- For single use only

### Item no.

173430	Cautery Pen
--------	-------------

## Sugi Swabs

- Sugi absorbent materials are especially suitable for dabbing those areas where special care must be taken (e.g. neural structures and ophthalmic tissue)
- Sugi absorbent materials are manufactured from cellulose material
- The material undergoes soft /elastic expansion immediately upon contacting moisture
- The absorptive capacity is approximately 17 times its own weight

### Item no.

Length  
mm

166520	Sugi Swab, wedge tip <ul style="list-style-type: none"> <li>• Set of 200 (10 per pack – sterile)</li> </ul>	70
166530	Sugi Swab, cylindrical <ul style="list-style-type: none"> <li>• 500 per pack</li> </ul>	70

## EICKEMEYER® PhacoVet 2.0

The new PhacoVet sets new standards in user-friendliness, performance, and mobility. Designed with a clear focus on simplicity, durability, and flexibility, this innovative device combines all essential components for fast installation, intuitive operation, and safe transportation.

It is suitable for both phacoemulsification and vitrectomy in small animals as well as horses. Developed and refined in close collaboration with leading experts in veterinary ophthalmic surgery, the system and its instruments have been extensively tested and optimised for reliable use in daily practice.

Thanks to its compact design, the PhacoVet can be easily operated in the clinic or conveniently taken directly to the patient. With dedicated service centers in Germany and Switzerland, customers benefit from professional and prompt support covering spare parts, delivery, repairs, maintenance, and technical assistance.

- Developed and optimised for veterinary medicine
- Focus on core features required in veterinary ophthalmic surgery
- Simple setup and ease of use
- Quick handling and safe operation through single-use tubing system
- Robust, compact and mobile
- Professional service, repair and maintenance

### Item no.

- |        |  |
|--------|--|
| 329003 | EICKEMEYER® PhacoVet 2.0                   |
|        | • Incl. Foot Pedal and Transportation Case |



## Accessories for EICKEMEYER® PhacoVet 2.0

### Item no.

- |        |                                  |
|--------|----------------------------------|
| 329001 | Foot Pedal for PhacoVet          |
| 329002 | Transportation Case for PhacoVet |
| 329008 | Tubing System for PhacoVet 2.0   |
|        | • Single-use                     |
|        | • Pack of 10 pieces              |
| 329007 | Equipment Trolley for PhacoVet   |
|        | • Optional Accessory             |



329001



329002



329008



329007



329003



329008



329020



329023



329027



329034



329030



329040



329043



329003



329008



329010



329011

329010



329090

### EICKEMEYER® PhacoVet 2.0 Small Animal Starter Set (Phaco)

Even in experienced hands, capsule rupture is a known potential complication during phacoemulsification. For maximum safety and preparedness, we recommend adding Vitrectomy Cutting Blades Unit (329013) and the Vitrectomy Handpiece (329012) for small animals to your starter set – enabling you to perform an emergency vitrectomy immediately if necessary.

Item no.	Quantity
329102	Complete Set, consisting of:
329003	EICKEMEYER® PhacoVet 2.0 • Incl. Foot Pedal and Transportation Case
329008	Tubing System for PhacoVet 2.0 • Single-use • Pack of 10 pieces
329020	Phaco Handpiece, 28 kHz
329023	Phaco Needle, 20G, 30°
329027	Tip Wrench, metal, for straight Phaco Needle
329034	Silicone Sleeve for 20G Phaco Needle
329030	Test Chamber
329040	I/A Handpiece, monomanual (coaxial), reusable • Does <b>not</b> include I/A tips or silicone sleeve, sold separately
329043	I/A Tip, straight, for silicone sleeve irrigation 20G (Ø 0.90 mm) • Aspiration port, Ø 0.30 mm

### EICKEMEYER® PhacoVet 2.0 Equine Starter Set (Vitreotomy)

Equine recurrent uveitis is a common eye infection in horses and one of the leading causes of blindness. It can be successfully treated surgically via vitrectomy and can bring progressive eye damage to a halt.

Item no.	Quantity
329202	Complete Set, consisting of:
329003	EICKEMEYER® PhacoVet 2.0
329008	Tubing System for PhacoVet 2.0 • Single-use • Pack of 10 pieces
329010	Vitreotomy Handpiece, for horses • Does <b>not</b> include cutting blades
329011	Vitreotomy Cutting Blades Unit, for horses, 15G (Ø 1.80 mm) • Does <b>not</b> include vitrectomy handpiece
329014	Vitreotomy Irrigation Trocar System, for horses
329090	Eyelid Retractor, for horses • Stainless steel • Dimensions (in mm): L 155 x W 70



### Handpieces and Needles for EICKEMEYER® PhacoVet

For your safety and the best results, EICKEMEYER® reusable phaco needles are carefully verified for use with our 28 kHz handpieces. Use with third-party products is not supported and therefore excluded from warranty or liability.

Item no.	
329020	Phaco Handpiece, 28 kHz
329021	Phaco Needle, 19G, 30° tip
329022	Phaco Needle, 19G, 30° tip, angled
329023	Phaco Needle, 20G, 30° tip
329024	Phaco Needle, 20G, 30° tip, angled
329025	Phaco Needle, 22G, 30° tip
329026	Phaco Needle, 22G, 30° tip, angled
329031	Phaco Needle, 18G, 30° tip, for horses • Compatible only for PhacoVet 2.0
329032	Tip Wrench, metal, for Phaco Needle (329031)
329027	Tip Wrench, metal, for straight Phaco Needle
329028	Tip Wrench, plastic, for straight Phaco Needle
329029	Tip Wrench, plastic, for angled Phaco Needle
329030	Test Chamber



329020



329022



329031



329032



329027



329028



329030

### Silicone Sleeves for EICKEMEYER® PhacoVet

- Reusable

Item no.	
329033	Silicone Sleeve for 19G Phaco Needle
329034	Silicone Sleeve for 20G Phaco Needle
329035	Silicone Sleeve for 22G Phaco Needle
329036	Silicone Sleeve for 18G Phaco Needle for horses (item no. 329031)



329034



329036

### Vitrectomes and Trocar for EICKEMEYER® PhacoVet

- Reusable

Item no.	
329010	Vitrectomy Handpiece for horses • Does <b>not</b> include cutting blades
329011	Vitrectomy Cutting Blades Unit for horses, 15G (Ø 1.80 mm) • Does <b>not</b> include Vitrectomy Handpiece
329012	Vitrectomy Handpiece for small animals • Does <b>not</b> include Cutting Blades
329013	Vitrectomy Cutting Blades Unit for small animals, 20G (Ø 0.90 mm) • Does <b>not</b> include Vitrectomy Handpiece
329014	Vitrectomy Irrigation Trocar System for horses



329013

329012



### I/A Systems Monomanual for EICKEMEYER® PhacoVet (Reusable)

- Irrigation/Aspiration Handpiece
- Monomanual (coaxial)
- Please note: Silicone sleeves with 329042, 329043, 329044 and 329045 must be ordered separately. Metal sleeves are already integrated in the I/A Tip

Item no.	
329040	I/A Handpiece <ul style="list-style-type: none"> <li>• Does <b>not</b> include I/A tips or silicone sleeves</li> </ul>
329041	I/A Tip, straight, integrated metal sleeve 16G (Ø 1.60 mm) <ul style="list-style-type: none"> <li>• Aspiration port Ø 0.35 mm</li> <li>• Dual irrigation side ports 0.98 mm</li> </ul>
329042	I/A Tip, straight, for silicone sleeve 22G (Ø 0.70 mm) <ul style="list-style-type: none"> <li>• Aspiration port Ø 0.30 mm</li> </ul>
329043	I/A Tip, straight, for silicone sleeve 20G (Ø 0.90 mm) <ul style="list-style-type: none"> <li>• Aspiration port Ø 0.30 mm</li> </ul>
329044	I/A Tip, angled, 30°, for silicone sleeve 22G (Ø 0.70 mm) <ul style="list-style-type: none"> <li>• Aspiration port Ø 0.30 mm</li> </ul>
329045	I/A Tip, angled, 30°, for silicone sleeve 20G (Ø 0.90 mm) <ul style="list-style-type: none"> <li>• Aspiration port Ø 0.30 mm</li> </ul>
329046	I/A Tip, angled, 30°, integrated metal sleeve 16G (Ø 1.60 mm) <ul style="list-style-type: none"> <li>• Aspiration port Ø 0.30 mm</li> <li>• Dual irrigation side ports Ø 0.98 mm</li> </ul>
329047	I/A Tip, curved, integrated metal sleeve 16G (Ø 1.60 mm) <ul style="list-style-type: none"> <li>• Aspiration port Ø 0.35 mm</li> <li>• Dual irrigation side ports Ø 0.98 mm</li> </ul>
329048	O-Ring Set



### I/A Systems Monomanual for EICKEMEYER® PhacoVet (Single-use)

- Irrigation/Aspiration Handpiece
- Monomanual (coaxial)
- Aspiration port Ø 0.35 mm
- Angled 45°

Item no.	
329080	I/A System 20G (Ø 0.90 mm) <ul style="list-style-type: none"> <li>• Polished tip</li> <li>• Including silicone sleeve 16G (Ø 1.70 mm)</li> <li>• Irrigation dual side ports Ø 1.10 mm</li> </ul>
329081	I/A System 20G (Ø 0.90 mm) <ul style="list-style-type: none"> <li>• Rough tip</li> <li>• Including silicone sleeve 16G (Ø 1.70 mm)</li> <li>• Irrigation dual side ports Ø 1.10 mm</li> </ul>
329082	I/A System 21G (Ø 0.80 mm) <ul style="list-style-type: none"> <li>• Polished tip</li> <li>• Including silicone sleeve 17G (Ø 1.50 mm)</li> <li>• Irrigation dual side ports 1.65 x 0.77 mm</li> </ul>
329083	I/A System 21G (Ø 0.80 mm) <ul style="list-style-type: none"> <li>• Rough tip</li> <li>• Including silicone sleeve 17G (Ø 1.50 mm)</li> <li>• Irrigation dual side ports 1.65 x 0.77 mm</li> </ul>
329084	I/A System 22G (Ø 0.70 mm) <ul style="list-style-type: none"> <li>• Polished tip</li> <li>• Including silicone sleeve 18G (Ø 1.40 mm)</li> <li>• Irrigation dual side ports 1.50 x 0.67 mm</li> </ul>
329085	I/A System 22G (Ø 0.70 mm) <ul style="list-style-type: none"> <li>• Rough tip</li> <li>• Including silicone sleeve 18G (Ø 1.40 mm)</li> <li>• Irrigation dual side ports 1.50 x 0.67 mm</li> </ul>

### I/A Systems Bimanual for EICKEMEYER® PhacoVet (Reusable)

- Irrigation Handpiece (blue) / Aspiration Handpiece (violet)
- Curved cannula

#### Item no.

329050	Aspiration Handpiece 21G (Ø 0.80 mm) • Polished tip • Aspiration port Ø 0.30 mm
329051	Aspiration Handpiece 21G (Ø 0.80 mm) • Rough tip • Aspiration port Ø 0.30 mm
329052	Aspiration Handpiece 22G (Ø 0.70 mm) • Polished tip • Aspiration port Ø 0.35 mm
329053	Aspiration Handpiece 22G (Ø 0.70 mm) • Rough tip • Aspiration port Ø 0.35 mm
329054	Irrigation Handpiece 21G (Ø 0.80 mm) • Polished tip • Dual side ports Ø 0.50 mm
329055	Irrigation Handpiece 21G (Ø 0.80 mm) • Rough tip • Dual side ports Ø 0.50 mm
329056	Irrigation Handpiece 22G (Ø 0.70 mm) • Polished tip • Dual side ports Ø 0.45 mm
329057	Irrigation Handpiece 22G (Ø 0.70 mm) • Polished tip with open end 45°



Irrigation


Aspiration

### I/A Systems Bimanual for EICKEMEYER® PhacoVet (Single-use)

- Set of one Irrigation Handpiece and one Aspiration Handpiece
- Curved cannula

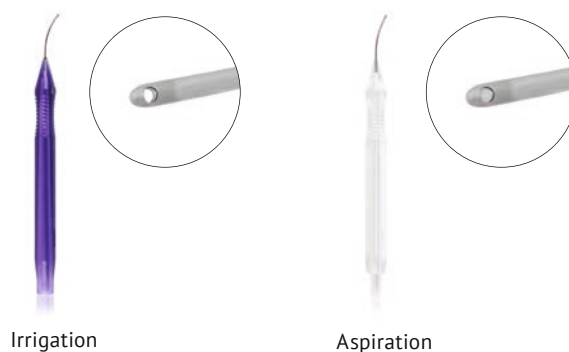
#### Item no.

329070	I/A System 21G (Ø 0.80 mm), rough tips • Irrigation (blue): tip with open end 45° • Aspiration (red): port Ø 0.35 mm
329071	I/A System 21G (Ø 0.80 mm), rough tips • Irrigation (blue): dual side ports Ø 0.45 mm • Aspiration (red): port Ø 0.35 mm
329072	I/A System 21G (Ø 0.80 mm), polished tips • Irrigation (blue): dual side ports Ø 0.45 mm • Aspiration (red): port Ø 0.35 mm
329073	I/A System 23G (Ø 0.65 mm), rough tips • Irrigation (purple): tip with open end 45° • Aspiration (transparent): port Ø 0.30 mm
329074	I/A System 22G (Ø 0.70 mm), rough tips • Irrigation (purple): dual side ports Ø 0.45 mm • Aspiration (transparent): port Ø 0.35 mm
329075	I/A System 22G (Ø 0.70 mm), polished tips • Irrigation (purple): dual side ports Ø 0.45 mm • Aspiration (transparent): port Ø 0.35 mm




Irrigation

Aspiration



Irrigation


Aspiration



172000

172005


172010



172015


172020

172025




500613

500710



329061



## Phaco Instruments Kit

High quality kit consists of 6 instruments and was developed in collaboration with a Key Opinion Leader and Diplomate of the European College of Veterinary Ophthalmology.

Item no.		Length mm
172030	Complete Set, consisting of:	
172000	BARRAQUER Colibri <ul style="list-style-type: none"> <li>1 x 2 teeth, 0.4 mm</li> <li>45° with platform</li> <li>Fenestrated smooth handle</li> </ul>	75
172005	UTRATA Capsulorhexis Forceps <ul style="list-style-type: none"> <li>Titanium</li> <li>12 mm angled</li> <li>Triangular tips</li> </ul>	105
172010	VANNAS Capsulotomy Scissors <ul style="list-style-type: none"> <li>Pointed</li> <li>Curved</li> <li>7 mm long blades</li> </ul>	85
172015	BARRAQUER Needle Holder <ul style="list-style-type: none"> <li>Jaw size: 10 x 1 mm</li> <li>Curved</li> <li>Without lock</li> </ul>	135
172020	INAMURA Tweezers <ul style="list-style-type: none"> <li>Short utrata</li> <li>Flat handle</li> <li>Titanium</li> </ul>	105
172025	PISCANO Nucleus Rotator <ul style="list-style-type: none"> <li>Tip olive-shaped</li> </ul>	105
500613	Instrument Box Base <ul style="list-style-type: none"> <li>Dimensions (in cm): L 30 x D 14 x H 3</li> </ul>	
500710	Instrument Box Lid <ul style="list-style-type: none"> <li>Perforated</li> <li>With textile filter and label holder</li> <li>Colour: silver</li> </ul>	
981703	Fingered Silicone Insert <ul style="list-style-type: none"> <li>Sterilisable</li> </ul>	

## Phaco Slit Knife

For opening the anterior chamber during phaco incision.

- Angled
- Sterile pack of 6 pieces
- Single-use

Item no.	
329061	Phaco Slit Knife, 1.0 mm
329062	Phaco Slit Knife, 2.0 mm
329063	Phaco Slit Knife, 2.2 mm
329065	Phaco Slit Knife, 2.5 mm
329066	Phaco Slit Knife, 2.8 mm

## Crescent Knife

- Tip 2.6 mm wide
- 45° bevel-up
- Sterile pack of 6 pieces
- Single-use

Item no.	
172040	Crescent Knife


### Canine Intraocular Lenses

Hydrophilic foldable acrylic intraocular lenses for implantation in crystal extraction procedures in dogs.

- Hydrophilic acrylic with UV filter
- Sterile packaged
- Ready to use in a glass container, immersed in ultra-pure water and supplied with a disposable injector, ready for immediate use
- Optical Design: Biconvex, Ø 6.5 mm, +41 D
- Excellent folding properties
- Small incision
- Gentle injection and ideal centering
- Some sizes (\*) are preloaded in a disposable injector

#### Item no.

329300	LIOCAN, Foldable Intraocular Lens, 10.25 mm
329301	LIOCAN, Foldable Intraocular Lens, 11.25 mm
329316	LIOCAN, Foldable Intraocular Lens, 11.25 mm, preloaded*
329302	LIOCAN, Foldable Intraocular Lens, 12.25 mm <ul style="list-style-type: none"> <li>• Standard size – most commonly used</li> </ul>
329317	LIOCAN, Foldable Intraocular Lens, 12.25 mm, preloaded*
329303	LIOCAN, Foldable Intraocular Lens, 13.25 mm <ul style="list-style-type: none"> <li>• Standard size – most commonly used</li> </ul>
329318	LIOCAN, Foldable Intraocular Lens, 13.25 mm, preloaded*
329304	LIOCAN, Foldable Intraocular Lens, 14.25 mm
329319	LIOCAN, Foldable Intraocular Lens, 14.25 mm, preloaded*
329305	LIOCAN, Foldable Intraocular Lens, 15.25 mm



329300

### Feline Intraocular Lenses

Hydrophilic foldable acrylic intraocular lenses for implantation in cat crystal extraction procedures.

- Hydrophilic acrylic with UV filter
- Sterile packaged
- Ready for immediate use
- In a glass container, immersed in ultra-pure water
- Optical design: Biconvex, Ø 7 mm, +53.5 D
- Some sizes (\*) are preloaded in a disposable injector

#### Item no.

329310	Foldable Intraocular Lens, 12 mm
329311	Foldable Intraocular Lens, 13 mm
329313	Foldable Intraocular Lens, 13 mm, preloaded*
329312	Foldable Intraocular Lens, 14 mm



329310



329320

### Capsular Tension Rings

Capsule tension rings made from Polymethyl methacrylate (PMMA) with UV protection, to stabilize the capsule during cataract surgery in dogs.

- Primary or secondary zonular weakness
- Partial zonulolysis
- Pseudoexfoliation syndrome
- Risk of capsular retraction (e.g. uveitis)
- Individually and sterile packaged in an easy-to-use container
- Some sizes (\*) are preloaded in a disposable injector

#### Item no.

329320	Capsular Tension Ring, 11 mm <ul style="list-style-type: none"> <li>• For lense size 10.25 mm</li> </ul>
329321	Capsular Tension Ring, 13 mm <ul style="list-style-type: none"> <li>• For lense size 11.25 mm and 12.25 mm</li> </ul>
329323	Capsular Tension Ring, 13 mm, preloaded* <ul style="list-style-type: none"> <li>• For lense size 10.25 mm, 11.25 mm and 12.25 mm</li> <li>• Ø 13 mm open, Ø 11 mm closed</li> </ul>
329322	Capsular Tension Ring, 15 mm <ul style="list-style-type: none"> <li>• For lense size 13.25 mm and 14.25 mm</li> </ul>
329324	Capsular Tension Ring, 16 mm, preloaded* <ul style="list-style-type: none"> <li>• For lense size 13.25 mm, 14.25 mm and 15.25 mm</li> <li>• Ø 16 mm open, Ø 14 mm closed</li> </ul>



329330

### Viscoelastic Solutions

Viscoelastic solutions for intraocular injection surgery in the anterior segment of the eye.

- Material: sodium hyaluronate (NaHA) / HPMC
- Packed sterile, in prefilled Type I glass syringes of 2 ml with Luer lock connection
- Containing five syringes and five cannulas per box

#### Item no.

329330	Viscoelastic Solution, NaHA 1.4 % <ul style="list-style-type: none"> <li>• Most popular size</li> </ul>
329331	Viscoelastic Solution, NaHA 2 % <ul style="list-style-type: none"> <li>• Most popular size</li> </ul>
329332	Viscoelastic Solution, NaHA 3 %
329333	Viscoelastic Solution, HPMC



### Silicone Oil

High-purity silicone oil is used as an intraocular tamponade in severe cases of retinal detachment in veterinary medicine.

- Sterile packaged in a pre-filled 10 ml glass syringe

#### Item no.

- |        |  |
|--------|--|
| 329340 | Silicone Oil <ul style="list-style-type: none"> <li>• Viscosity 5.000 cSt</li> </ul> |
|--------|--|



### Collagen Membranes

Ophthalmological medical device made from type 1 collagen, suitable for corneal repair in animals, for example corneal perforations, ulcers and stromal defects.

Allows the growth of the epithelium of the ocular surface and facilitates the migration of epithelial cells for their revitalization. Before use, the product must be hydrated in a sterile saline solution for 20 minutes. It can then be cut individually for the purpose and stacked in different layers if necessary.

- Dry and sterile packaged

#### Item no.

- |        |   |
|--------|---|
| 329350 | Collagen Membrane <ul style="list-style-type: none"> <li>• Ideal for stromal defects</li> <li>• Dimensions: W 2 cm x H 2 cm x D 100 µm</li> </ul>         |
| 329351 | Collagen Membrane <ul style="list-style-type: none"> <li>• Ideal for ulcers and perforations</li> <li>• Dimensions: W 2 cm x H 2 cm x D 200 µm</li> </ul> |



329350

### Staining Solution Trypan Blue

Veterinary ophthalmic staining solution used as an aid in intraocular procedures.

- Sterile, in pre-filled 1 ml Type I glass syringes with Luer lock
- Each box contains five syringes and five needles
- Concentration: Trypan blue, 0.06 % w/v

#### Item no.

- |        |                               |
|--------|-------------------------------|
| 329360 | Staining Solution Trypan Blue |
|--------|-------------------------------|





328200




328201



328202



32820501



328205

## KAPS SOM® 62 Operating Microscope Advanced

The KAPS SOM® 62 Advanced surgical microscope combines easy and precise positioning, excellent lighting with very good optical image quality. The diverse motor functions, such as focus adjustment, zoom, XY coupling and light control, are carried out via the foot control panel. An integrated backup lamp ensures uninterrupted surgery. Various stereo co-observation devices are available for documentation, teaching situations or the collaboration of an assistant.

- Binocular inclined tube 60°,  $f = 159 \text{ mm}$
- Eyepieces WF 12,5 x V with diopter compensation
- APO objective  $f = 200 \text{ mm}$
- Apochromatic 5-step magnification changer
- Motorized fine focusing: 40 mm
- XY coupling 50 x 50 mm
- Foot switch for focus and XY coupling
- Handles
- Filter: Swing in retina protection filter GG 475, Swing in yellow filter against IR and UV exposure
- Illumination: Coaxial cold light fiber optic illumination 15 V / 150 Watt with operational replacement lamp
- Alternative configurations, video and documentation options available upon request

Item no.	
328200	KAPS SOM® 62 Operating Microscope Advanced
328201	Photo Essay for DSLR Digital Cameras <ul style="list-style-type: none"> <li>• For a format-filling, low-distortion and image-plane digital camera image</li> </ul>
328202	TV Attachment with Membrane <ul style="list-style-type: none"> <li>• For the adaptation of C-Mount video cameras</li> <li>• Focal length: 54 mm</li> </ul>
32820501	Beam Splitter <ul style="list-style-type: none"> <li>• Monolateral, 50:50</li> </ul>
328205	Assistant Kit <ul style="list-style-type: none"> <li>• To view the examination area from a second person</li> <li>• Consisting of: beam splitter (one-sided, 50:50), assistant tube (90°), binocular inclined tube (45°, <math>f = 125 \text{ mm}</math>) and eyeglass wearer eyepiece (WF 12.5x V, with diopter compensation)</li> </ul>
E32820501	Sterilisable Rubber Sleeves for Cold Light Adapters <ul style="list-style-type: none"> <li>• Set of 2</li> </ul>
E32820502	Sterilisation Cover for Cold Light Adapter
E32820503	Sterilisation Cap for Potentiometers
E32820504	Sterilisation Cap for Enlargement
E32820004	Sterilisation Cap for Handle of Surgical Microscope Head

**EICKEMEYER® Operating Microscope**

- Ergonomically positioned controls allow a comfortable posture when operating for long periods
- 5 magnification steps: 3.6x/5.4x/8.9x/14.2x/22.3x
- Visual field 56 to 9 mm
- Micro-focusing 40 mm, motorised pedal controlled
- Light source delivers bright light, 150 W
- Mobile floor stand with 4 lockable castors, providing excellent mobility
- Tilt-resistant, heavy floor stand with locking castors
- Optional: tube for connection of CCD cameras

**Item no.**

328140 EICKEMEYER® Operating Microscope

328141 Teaching Mirror Attachment

- Easy to install and operate
- Beamsplitter, CCD-adaptor and observers' monocular

E328140001 Replacement Light

E328140003 Rubber Eye Cup

E328140004 Light Conduct Cable

E328140005 Foot Switch



328140



328141

**SCORE® Ergo Support Chair**

The SCORE® Ergo Support Chair is specially developed for ophthalmologists. It allows an ergonomic sitting position and offers you comfortable support during long periods of seated work. Special features of the SCORE® Ergo Support chair are its ergonomically shaped armrests. They can be brought close to the body and provide your forearms optimal support. The height adjustment of the armrests allows an upright sitting position when using a microscope or other precision instrument. The Ergo Support helps you to assume a relaxed posture: the neck, shoulders and back are relieved.

- Easy height adjustment, seat and back angle
- SCORE® Ergo Shape seat with rounded corners ensure an active sitting position
- Compact lumbar support can be easily positioned in the lumbar region
- Strong aluminium base with large wheels for easy manoeuvrability

**Technical specifications**

- Height adjustment (with foot control): 52 – 71 cm
- Working height: 80 – 90 cm
- Seat dimensions: Ø 40 cm
- Lumbar support (in cm): D 33 x H 23
- Foot cross dimensions: Ø 68 cm
- Armrests (compact triangular shape): 115° rotation, height adjustment: max. 11 cm
- Armrest upholstery (in cm): L 15 x H 3 x D 40 (swinging)

**Item no.**

610060 SCORE® Ergo Support Chair





311137



311138

## HEINE ML4 LED HeadLight

The HEINE ML4 LED HeadLight is specially designed for professionals who need a perfect view during long surgical operations or treatments. The headband of the HEINE ML4 LED HeadLight offers multiple adjustment points and soft padding ensuring highest comfort and a firm fit.

- Adjustable illumination spot size
- Bright and homogenous illumination
- Stepless light intensity control
- Flexible Power Source Options: 100 % mobility with a choice of cable-free mPack UNPLUGGED head-worn battery or mPack belt-worn battery pack
- Coaxial design ensures a completely shadow-free image and allows for excellent illumination of difficult to see areas
- Comfortable and secure fit. The Professional L headband has multiple adjustment points and soft padding for comfort and stability – even during long examinations

### Technical specifications

- Illumination: 65,000 lux
- Colour Temperature: 4,500 kelvin
- LED Operating Life: 50,000 hours
- Spot Adjustment: 30 mm to 80 mm at 420 mm WD
- Angle of Declination Stepless and individually adjustable for every examination
- Headband-mounted Rheostat
- Battery Runtime: 8.5 hours with mPack and 3.5 hours with mPack UNPLUGGED of continuous ON time at full power

### Power Options

#### HEINE mPack Battery

- Portable power pack
- Li-Ion technology – no memory effect, autonomy for 8.5 hours of continuous ON time at full power
- Fast charge – charges to full capacity in 2 hours
- Charge status indicator
- Brightness control
- Flexible charging options: EN 50 Desk and wall charger, or plug-in transformer
- Intelligent – can be used as mains power supply even while in "charge" mode

#### HEINE mPack Battery UNPLUGGED

- Wireless
- Rechargeable battery integrated on the headband
- Lightweight with balanced weight distribution
- Charge status indicator indicates remaining operating time
- Intelligent – can be used as mains power supply even in "charge" mode
- Fast charge – charges to full capacity in 2 hours (operating time 3.5 hours of continuous ON time at full power)

### Item no.

- |        |  |
|--------|--|
| 311137 | HEINE ML4 LED HeadLight <ul style="list-style-type: none"> <li>• Includes: mPack Battery (convenient to wear on the belt)</li> </ul>   |
| 311138 | HEINE ML4 LED HeadLight UNPLUGGED <ul style="list-style-type: none"> <li>• The wireless solution</li> <li>• Integrated headband Professional, lightweight high-performance mPack battery UNPLUGGED</li> <li>• The cordless battery mPack UNPLUGGED offers 100 % freedom of movement</li> <li>• Wireless, with rechargeable battery integrated on the headband</li> </ul> |

## HR / HRP Optics for HEINE ML4 LED HeadLight

The HEINE ML4 LED HeadLight is optionally supplied with HR / HRP Binocular Loupes including i-View loupe mount. The binocular loupe is fully adjustable for every examiner and for every examination axis. HEINE i-View for HEINE ML4 LED HeadLight provides any angle of view and flips up the optics independently of the illumination beam.

Item no.		WD* cm
311126	Mounting Kit for Loupe <ul style="list-style-type: none"> <li>To mount the loupes onto the HEINE ML4 LED Headlight</li> </ul>	
311127	HEINE HR-Loupe <ul style="list-style-type: none"> <li>Magnification: 2.5x</li> </ul>	34
311121	HEINE HR-Loupe <ul style="list-style-type: none"> <li>Magnification: 2.5x</li> <li>Most commonly used</li> </ul>	42
311123	HEINE HR-Loupe <ul style="list-style-type: none"> <li>Magnification: 3.5x</li> </ul>	42
311122	HEINE HRP-Loupe <ul style="list-style-type: none"> <li>Magnification: 4x</li> </ul>	34
311124	HEINE HR-Loupe <ul style="list-style-type: none"> <li>Magnification: 6x</li> </ul>	34



311127

## Optional Accessories for HEINE ML4 LED HeadLight

Item no.	
311139	Sterilisable Swivel Levers for i-View loupe mount <ul style="list-style-type: none"> <li>Pack of 5 pieces</li> </ul>
302558	HEINE EN 50 UNPLUGGED Battery Wall Charging Station <ul style="list-style-type: none"> <li>Battery overcharge protection (protects the battery by switching off automatically when battery is fully charged)</li> <li>Without mPack UNPLUGGED</li> <li>6 V</li> </ul>
31112901	HEINE Indirect Ophthalmoscope Battery
31112902	Plug-in Transformer UNPLUGGED for HEINE mPack UNPLUGGED
173477	HEINE mPack w/o Transformer
173478	Connection Cable Between mPack Battery 173477 and HEINE ML4 LED Headlight
302442	HEINE BETA4 USB Plug-in Transformer
31112903	HEINE mPack / mPack LL Plug-in Transformer



302558



31112901



31112902



302442



311139



173478



173477

\* Working Distance

# HEINE Binocular Loupes

Your optimal loupe is as individual as your work. HEINE Binocular Loupes set a benchmark for design, high-tech materials and precise manufacturing methods. Various magnifications, working distances, wearing options and illumination systems are available. Experience the difference of getting less tired – even during long procedures.

## Optics

HR: High Resolution achromatic optics with excellent optical qualities for 2.5x magnification.  
HRP: High Resolution Prismatic optics with excellent optical qualities for 3.5x, 4x and 6x magnification.

Optics	Working Distance	Field of View	Depth of Field
HR 2.5x	34 cm	90 mm	110 mm
HR 2.5x	42 cm	130 mm	180 mm
HRP 3.5x	42 cm	65 mm	60 mm
HRP 4x	34 cm	50 mm	40 mm
HRP 6x	34 cm	40 mm	30 mm

## Features

- Lightweight: 51 g (HR) or 81 g (HRP)
- Water-resistant
- Independent adjustment of left and right optics for perfect pupillary distance
- i-View loupe mount with flip-up function

## Mounting Options

### HEINE S-FRAME

- Maximum comfort with a modern, ergonomic design
- Malleable temples and nose pad can be customized to fit any face perfectly
- Innovative light materials – weights only 24 g
- Tough polycarbonate protective lenses



### HEINE Professional L Headband

- Ideal for spectacle-wearers in combination with their own spectacles
- Fully-adjustable for height and width to fit any head
- Hygienic and comfortable leather cushions
- Optional S-GUARD splash protection





## HEINE Binocular Loupes on Professional L Headband

### Scope of delivery:

Binocular loupe on Professional L Headband, protective glasses,  
2 sterilisable swivel levers and cleaning cloth

Item no.		WD* cm
310703	HEINE Binocular Loupes on Professional L Headband • HR 2.5x	34
310713	HEINE Binocular Loupes on Professional L Headband • HR 2.5x • Most commonly used	42
310699	HEINE Binocular Loupes on Professional L Headband • HRP 3.5x	42
310701	HEINE Binocular Loupes on Professional L Headband • HRP 4x	34
310710	HEINE Binocular Loupes on Professional L Headband • HRP 6x	34



310701

## Optional Accessories for HEINE Binocular Loupes on Professional L Headband

Item no.		WD* cm
31051001	Professional L Headband • For HR and HRP loupes	
310513	HEINE Binocular Loupes • HR 2.5x • Optics with i-View mount for Professional L Headband	34
310514	HEINE Binocular Loupes • HR 2.5x • Optics with i-View mount for Professional L Headband • Most commonly used	42
310515	HEINE Binocular Loupes • HRP 3.5x • Optics with i-View mount for Professional L Headband	42
310516	HEINE Binocular Loupes • HRP 4x • Optics with i-View mount for Professional L Headband	34
310517	HEINE Binocular Loupes • HRP 6x • Optics with i-View for Professional L Headband	34
31050802	Sterilizable Swivel Lever for i-View Magnifying Glass Carrier • Round • Pack of 5 pieces	



31051001



310513

\* Working Distance



310700



310717



31050801



31050401

## HEINE Binocular Loupes on S-FRAME

### Scope of delivery:

Binocular loupe on S-FRAME, protective glasses, 2 sterilisable swivel levers, holding strap, cleaning cloth and case

Item no.		WD* cm
310700	HEINE Binocular Loupes on S-FRAME • HR 2.5x	34
310707	HEINE Binocular Loupes on S-FRAME • HR 2.5x • Most commonly used	42
310706	HEINE Binocular Loupes on S-FRAME • HRP 3.5x	42
310708	HEINE Binocular Loupes on S-FRAME • HRP 4x	34

## Optional Accessories for HEINE Binocular Loupes on S-FRAME

Item no.		WD* cm
310717	HEINE LoupeLight2 • Compact LED HQ head light for S-FRAME • With mPack mini and E4-USB plug-in transformer	
31050801	S-FRAME • For HR and HRP loupes	
31050301	HEINE Binocular Loupes • HR 2.5x • Optics with i-View mount for S-FRAME	34
31050401	HEINE Binocular Loupes • HR 2.5x • Optics with i-View mount for S-FRAME • Most commonly used	42
31050501	HEINE Binocular Loupes • HRP 3.5x • Optics with i-View mount for S-FRAME	42
31050601	HEINE Binocular Loupes • HRP 4x • Optics with i-View mount for S-FRAME	34
31050802	Sterilisable Swivel Lever for i-View Magnifying Glass Carrier • Round • Pack of 5 pieces	

\* Working Distance



## HEINE LoupeLight2

### Compact LED HQ Headlight

HEINE has set a new standard which maintains that only the best is good enough, from the selection of materials to processing, from light intensity to dimmability, and from thermal management to a colour rendering index as high as possible.

- LED in HQ
- Compact, lightweight 50 g
- Exclusive aluminium housing protects the optics against dust and moisture to ensure an extraordinary long lifespan and optimal thermal management
- Compact coaxial design ensures a completely shadow-free image and allows for excellent illumination of difficult to see areas
- Replaceable connecting cord with high-quality splashproof threaded connector with a length of 1.5 m. Connects the LoupeLight2 with the mPack mini

### Technical specifications

- Illumination: 55,000 lux
- Colour Temperature: 4,000 kelvin
- LED Operating Life: 50,000 hours
- Spot Size is shadow free and designed to complement the HR / HRP loupes
- Angle of Declination is stepless and individually adjustable for every examination
- Operating Time: 9 hours with mPack mini (in continuous operation at full power typ. 4 hours)

### HEINE mPack mini Battery

- Freedom from cables that tie the user to desk, wall or static power supplies
- Operating time: 9 hours
- Charging time: 4 hours
- Charge status indicator
- Stepless light intensity control
- USB cord with E4-USB Medical approved plug-in power supply
- Simple cleaning (closed housing, no seams at the sides, few edges)
- Compact and lightweight – with a weight of just 95 g and dimensions of 44 x 23 x 101 mm the power source can be easily stowed
- Optimised mPack mini belt clip for easy attachment of the power source to the belt or coat pocket
- Li-Ion technology – no “memory effect”, without worrying about charge level or battery condition
- Integrated rechargeable battery can be exchanged at authorised specialist

#### Item no.

310717	HEINE LoupeLight2
	• Includes: mPack mini and USB power supply



## Optional Accessories for HEINE LoupeLight2

#### Item no.

31071701	HEINE LoupeLight2 for HR / HRP Loupes with i-View Loupe Mount (LED HQ)
E31071701	Connecting Cable SC1 <ul style="list-style-type: none"> <li>• Connects the HEINE LoupeLight2 to the HEINE mPack mini battery</li> <li>• 1.5 m/Ø 2.4 mm</li> </ul>
E31071702	Connecting Cable SC2 <ul style="list-style-type: none"> <li>• Connects the HEINE LoupeLight2 to the HEINE mPack mini battery</li> <li>• 1.5 m/Ø 3.2 mm</li> </ul>
173479	mPack mini with Li-Ion Rechargeable Battery
E17347901	mPack mini Belt Clip
302444	USB Cord with E4-USB Plug-in Transformer
302442	E4-USB Plug-in Power Supply for USB Cord



31071701



173479



E17347901



302442



310600

310601

## Loupes & Light System

These inexpensive loupes provide a flexible working distance and are suitable for a wide range of detailed work. The coaxial (LED) illumination ensures a shadow-free visualisation of the whole field of view. The battery case can be comfortably worn on the belt or placed in a shirt pocket.

### Specifications

- Magnification: 2x
- Illumination: 1,200 lux at 40 cm (working distance)
- Light beam can be adjusted in the vertical plane
- Battery Life: 8 Hours (Normal Mode) / 14 hours (Eco Mode)
- Dioptre adjustment  $\pm 3$  dpt, right / left can be individually adjusted
- Cable length: 1 m
- Loupe weight: 40 g
- Light System weight: 11 g
- Battery case weight: 60 g
- Dimensions without clip (in mm): L 90 x H 55 x D 29
- Dimensions with clip (in mm): L 90 x H 55 x D 40
- Includes: Hard foam case, 3x AAA batteries

### Item no.

310600	Loupes
310601	Loupe Light System



## Loupes with LED Light

This loupe and light system meet the requirements of any kind of surgical operations. It is highly recommended for the first-time users. Excellent price-performance ratio.

- High resolution optics lens with a flip-up design
- One step pupillary distance adjustment
- Adjustable angular viewing
- Multi-coated for: anti-glare, anti-fog, and scratch-resistance
- Loupe is made from strong carbonic acid polyester material

### Loupe specifications

- Magnification: 2.5x
- Working distance: 320 – 450 mm
- Field of view: 110 mm
- Depth of field: 90 mm
- Weight: 71 g

### Light description

- Power: 1 W powerful LEDs
- Brightness: 15,000 – 30,000 lux
- Colour temperature: 6,000 kelvin
- Life of bulb: 50,000 hours
- Operation time: 5 hours for a full charge
- Charge time: 3 hours for a full charge
- Battery pack: Rechargeable polymer Li-Ion
- Voltage: 100 – 240 V; 50 – 60 Hz
- Weight: 78 g (12 g light + 66 g battery and charger)

### Item no.

311103	2.5x Loupes with LED Light
--------	----------------------------

## VOLK Aspheric Lenses

Aspheric surface corrects the aberrations present in more common spherical lenses. Volk's double-aspheric lenses eliminate more distortion for better overall imaging.

Double aspheric lenses are not always symmetric on both sides. A lens with asymmetric aspheres will produce different optical results depending on which side of the lens you look through. The Volk "V" is like an arrow and is designed to point towards the patient.

- Lenses with higher Dioptre power provide a smaller field of view, the higher magnification ensures best performance through small pupils.
- Lenses with lower Dioptre power have a wider field of view lower magnification, and are useful for larger size pupils.

### Item no.

17353814	VOLK Aspheric Lens 14 D <ul style="list-style-type: none"> <li>• Field of View: 36° / 47°</li> <li>• Magnification: 4,3x</li> <li>• Working Distance: 75 mm</li> </ul>
17353815	VOLK Aspheric Lens 15 D <ul style="list-style-type: none"> <li>• Field of View: 36° / 47°</li> <li>• Magnification: 4,11x</li> <li>• Working Distance: 72 mm</li> </ul>
173538	VOLK Aspheric Lens 20 D <ul style="list-style-type: none"> <li>• Best-selling because it is ideal for pan-retinal examination</li> <li>• Field of View: 46° / 60°</li> <li>• Magnification: 3,13x</li> <li>• Working Distance: 50 mm</li> </ul>
17353825	VOLK Aspheric Lens 25 D <ul style="list-style-type: none"> <li>• Field of View: 52° / 68°</li> <li>• Magnification: 2,54x</li> <li>• Working Distance: 38 mm</li> </ul>
17353801	VOLK Aspheric Lens 28 D <ul style="list-style-type: none"> <li>• Better view of the retina with smaller pupils and peripheral retinal defects</li> <li>• Field of View: 53° / 69°</li> <li>• Magnification: 2,27x</li> <li>• Working Distance: 33 mm</li> </ul>
173539	VOLK Aspheric Lens 30 D <ul style="list-style-type: none"> <li>• Field of View: 58° / 75°</li> <li>• Magnification: 2,15x</li> <li>• Working Distance: 30 mm</li> </ul>
17353830	VOLK Aspheric Lens 30 D Small <ul style="list-style-type: none"> <li>• Field of View: 46° / 60°</li> <li>• Magnification: 2,1x</li> <li>• Working Distance: 30 mm</li> </ul>
17353840	VOLK Aspheric Lens 40 D <ul style="list-style-type: none"> <li>• Field of View: 69° / 90°</li> <li>• Magnification: 1,67x</li> <li>• Working Distance: 20 mm</li> </ul>
17353860	VOLK Aspheric Lens 60 D <ul style="list-style-type: none"> <li>• Field of View: 68° / 81°</li> <li>• Magnification: 1,15x</li> <li>• Working Distance: 13 mm</li> </ul>
17353878	VOLK Aspheric Lens 78 D <ul style="list-style-type: none"> <li>• Detailed view without compromising on field of view size</li> <li>• Field of View: 81° / 97°</li> <li>• Magnification: 0,93x</li> <li>• Working Distance: 8 mm</li> </ul>
17353890	VOLK Aspheric Lens 90 D <ul style="list-style-type: none"> <li>• Field of View: 74° / 89°</li> <li>• Magnification: 0,76x</li> <li>• Working Distance: 7 mm</li> </ul>
173536	VOLK Aspheric Lens Pan Retinal 2.2 <ul style="list-style-type: none"> <li>• Combines the magnification of the 20 D lens with the field of view of the 30 D lens</li> <li>• Field of View: 56° / 73°</li> <li>• Magnification: 2,68x</li> <li>• Working Distance: 40 mm</li> </ul>



17353814



17353830



17353860



173536



173537



173534



173566



173574

## VOLK Aspheric Lenses

Item no.	
173537	VOLK Aspheric Lens MaculaPlus 5.5 <ul style="list-style-type: none"> <li>• Ideal for imaging the central retina at ultra-high magnification</li> <li>• Field of View: 36° / 43°</li> <li>• Magnification: 5,5x</li> <li>• Working Distance: 80 mm</li> </ul>
173534	VOLK Aspheric Lens Digital ClearMag <ul style="list-style-type: none"> <li>• Ideal for high-resolution examinations of the posterior pole as well as for the detection and monitoring of subtle changes in the optic nerve head in diabetic retinopathy, glaucoma and age-related macular degeneration</li> <li>• Similar lens ring size and working distance as 20 D, but with the additional advantage of high magnification</li> <li>• The similar field of view makes upgrading from Classic 14 D or 15 D an easy transition</li> <li>• Provides high-resolution vision from the central to the mid-peripheral retina</li> <li>• Colour: blue</li> <li>• Field of View: 38° / 49°</li> <li>• Magnification: 3,89x</li> <li>• Working Distance: 60 mm</li> </ul>
173566	VOLK Aspheric Lens Super 66 <ul style="list-style-type: none"> <li>• The optical design with high magnification enables 3D detection of subtle macular and optic disc details</li> <li>• Combines the advantages of the 78 D magnifying glass with more visual details</li> <li>• Field of View: 80° / 96°</li> <li>• Magnification: 1,0x</li> <li>• Working Distance: 11 mm</li> </ul>

## KOEPPE Gonioscopy Lenses

KOEPPE lenses enable examination of the iridocorneal angle and diagnosis of primary glaucoma by creating a corneal vault while leaving the anterior chamber undisturbed. A light slit lamp, head loupe or microscope is required to achieve desirable resolution and illumination.

- Static Gonio FOV: 160°

Item no.		Ø mm
173577	KOEPPE Diagnostic Gonio Lens	12
	• Image Magnification: 1.70x	
173573	KOEPPE Diagnostic Gonio Lens	14
	• Image Magnification: 1.70x	
173578	KOEPPE Diagnostic Gonio Lens	16
	• Image Magnification: 1.61x	
173574	KOEPPE Diagnostic Gonio Lens	17
	• Image Magnification: 1.57x	
	• Particularly suitable for smaller animals	
173575	KOEPPE Diagnostic Gonio Lens	18
	• Image Magnification: 1.53x	
	• Particularly suitable for medium sized animals	
173576	KOEPPE Diagnostic Gonio Lens	19
	• Image magnification: 1.50x	

## VOLK Gonioscopy Lenses

The G-4 gonioscopy lens with four mirror glasses is a standard gonioscopy lens for static and dynamic gonioscopy with four precisely angled mirrors that offer a full 360° view of the anterior chamber.

The G-6 gonioscopy lens with six mirror glasses is the most advanced gonioscopy lens for static and dynamic gonioscopy. Six angled mirrors offer an excellent panoramic view of the anterior chamber angle compared to conventional four-mirror lenses.

### Item no.


173581	<b>G-4 Gonioscopic Lens</b> <ul style="list-style-type: none"> <li>• Four mirrors with the same angle offer a 360° view of the front chamber</li> <li>• With flange</li> <li>• Viewing angle: 4x 64°</li> <li>• Magnification: 1.0x</li> <li>• Contact pad: 15 mm</li> </ul>
173582	<b>G-4 Gonioscopic Lens</b> <ul style="list-style-type: none"> <li>• 2-in-1 handle: The 2-position handle enables adaptation to the anatomical conditions, with standard position (0°) or angular position (45°)</li> <li>• Four mirrors with the same angle offer a 360° view of the front chamber</li> <li>• Without flange</li> <li>• Viewing angle: 4x 64°</li> <li>• Magnification: 1.0x</li> <li>• Contact pad: 8.4 mm</li> </ul>
173583	<b>G-6 Gonioscopic Lens</b> <ul style="list-style-type: none"> <li>• Six closely aligned mirrors eliminate gaps and offer a true 360° panoramic view of the front chamber</li> <li>• Easier position determination and overview of the mirrors; no confusion where one view ends and the next begins</li> <li>• Reduces slit lamp maneuvering</li> <li>• Without flange</li> <li>• Large ring</li> <li>• Viewing angle: 6x 63°</li> <li>• Magnification: 1.0x</li> <li>• Contact pad: 8.4 mm</li> </ul>
173584	<b>G-6 Gonioscopic Lens</b> <ul style="list-style-type: none"> <li>• 2-in-1 handle: The 2-position handle enables adaptation to the anatomical conditions, with standard position (0°) or angular position (45°)</li> <li>• Six closely aligned mirrors eliminate gaps and offer a true 360° panoramic view of the front chamber</li> <li>• Easier position determination and overview of the mirrors; no confusion where one view ends and the next begins</li> <li>• Reduces slit lamp maneuvering</li> <li>• Without flange</li> <li>• Viewing angle: 6x 63°</li> <li>• Magnification: 1.0x</li> <li>• Contact pad: 8.4 mm</li> </ul>



173581



173582



Application

### SCHIRMER Tear Test

SCHIRMER Tear test can be used to measure basal and reflexive tear production in non-anaesthetised eye.

- Blue colour mark and notch tear indicator (for easier reading of the values)
- Physiological range in dogs: 15 – 25 mm
- Individually packed – sterile
- Pack of 100 pieces

#### Item no.

173592 SCHIRMER Tear Test



### HEINE BETA 200 LED Ophthalmoscope

- Ideal for direct Ophthalmoscopy
- Superior aspherical optics now with LED HQ illumination
- Exclusive dustproof design protects the precision optical components and ensures maintenance-free operation.
- LED in HEINE Quality – or LED HQ
- 27 single lenses Rekoss Disk from -35 D to +40 D
- 6 apertures
- Patented, unique, stepless dimming from 3 % to 100 % with practical one-finger operation
- No stray light due to the recessed, multi-coated viewing window – eliminates distractions
- Precise one-hand control of the instrument. Ergonomic design offers flexibility while examining
- Suitable for large as well as small or undilated pupils
- Ergonomic design fits the orbita comfortably, and blocks out ambient light
- Full functionality of the BETA 200S LED is guaranteed with BETA Rechargeable Handles and the EN 200 / EN 200-1 Wall Transformers
- 5 years guarantee

#### Item no.

300137 HEINE BETA 200 LED Ophthalmoscope  
• Handle not included



301180



301181

### HEINE Ophthalmic Examination Lamp, 3.5 V

- For examination of the anterior segment and cornea in focal light
- 5 different apertures that help detect erosion, oedema and foreign bodies on the cornea
- Apertures focused at 100 mm working distance

#### Item no.

301180 HEINE Ophthalmic Examination Lamp, 3.5 V

301181 Spare Bulb Ophthalmoscope HEINE, 3.5 V



## WELCH ALLYN® PanOptic™ Ophthalmoscope

Redesigned with a familiar shape and feel, PanOptic direct ophthalmoscopes have a field of view 20 times larger than standard ophthalmoscopes.

- Greater working distance allows for a more comfortable exam for doctor and patient
- Fundus images with the WELCH ALLYN iExaminer® SmartBracket™ – synchronised with the iExaminer® Pro App (PanOptic™ Plus model only)
- The iExaminer® Pro App is available for Android and Apple
- Focus wheel allows smooth and precise control
- Apertures (small, large, red-free, slit, fixation, target, cobalt blue)
- Diopter range: -20 to +25 D adjustable with the focusing wheel
- SureColor™ LED lighting combined with DuraShock technology
- Handle not included
- Compatible with all WELCH ALLYN® 3.5V power sources
- Measurements (in cm) L 8 x W 4.5 H 7.5
- Weight: 130 g

### Item no.

301144	WELCH ALLYN® PanOptic™ Basic Ophthalmoscope
301143	WELCH ALLYN® PanOptic™ Plus Ophthalmoscope
301142	WELCH ALLYN® USB Handle 3,5 V <ul style="list-style-type: none"> <li>• Rechargeable Li-Ion handle with USB-C charging system</li> <li>• No memory effect thanks to Li-Ion technology</li> <li>• Particularly lightweight, made of robust CYCOLOY® construction resin</li> </ul>
30114301	Smart Bracket Mount for WELCH ALLYN® iExaminer <ul style="list-style-type: none"> <li>• Only for the WELCH ALLYN® PanOptic™ PLUS</li> <li>• Suitable for any smartphone (iPhone / Android)</li> <li>• Including Smart Clips</li> </ul>
30114302	Smart Clips for WELCH ALLYN® iExaminers <ul style="list-style-type: none"> <li>• For the Smart Bracket mount</li> <li>• Pack of 2 pieces</li> <li>• Spare part</li> </ul>
E30114301	Patient Eye Cup for PanOptic Basic & Plus Ophthalmoscope <ul style="list-style-type: none"> <li>• Pack of 5 pieces</li> </ul>
E30114302	Optional Head Locking Hardware with Adjusting Screw <ul style="list-style-type: none"> <li>• To hold the PanOptic Ophthalmoscope firmly on adapter</li> <li>• Scope of delivery: 5 small screws and 1 wrench</li> </ul>



301143



301142



30114301

## EICKEMEYER® POCKET Veterinary Ophthalmoscope

The EICKEMEYER® POCKET is an innovative veterinary ophthalmoscope in a handy pocket size made in Germany. This is also available as a set together with an otoscope including 3 attachments (item no. 300100 or 300120). See online shop.

- 5 apertures: crosshair, large circle, small circle, semicircle, green filter
- Correction range: +20 to -20 D
- Dimmable LED lighting
- Illuminance: approx. 10,000 lux
- Colour temperature: 4,200 kelvin
- Lifespan of the LEDs: approx. 50,000 hours
- Maintenance-free, no lamp replacement necessary
- Automatic switch-off after 3 minutes
- Power supply: 2x AAA alkaline batteries, included

### Item no.

300110	EICKEMEYER® POCKET Veterinary Ophthalmoscope
--------	--





### HEINE BETA 200 LED Retinoscope with ParaStop

The HEINE BETA 200 retinoscope with ParaStop and the most modern multiple coated optics leads to an exceptionally bright fundus reflex, to see the flicker point more easily. ParaStop is a HEINE development for effortless, precise adjustment of the parallel beam path. With ParaStop, searching for the cylinder axis simpler, faster and more precise than before.

- Very bright, precise light strip in HEINE LED HQ quality with a line width of typ. 1.1 mm (ISO 12865 standard < 1.5 mm) and a line length of 35 mm for a very bright, easily visible fundus reflex
- Patented and unique stepless dimming between 3 – 100 % with practical one-finger operation
- Good orbital coverage and extensive elimination of stray light due to ergonomic shape
- Vergence and stroke rotation controls can be easily accessed using the Thumb operated
- Durable and high quality metal controls maintenance-free, dust-tight, LED with a practically unlimited service life
- Integrated polarization filter eliminates stray light and internal reflexes
- The full functionality of the BETA 200 LED is guaranteed with the current BETA rechargeable handles and the EN 200 / EN 200-1 wall transformers
- Suitable for HEINE 3.5 V rechargeable handles
- Supplied without handle

#### Item no.

301139 HEINE BETA 200 LED Retinoscope with ParaStop

### Accessory for the HEINE BETA 200 LED Retinoscope with ParaStop

#### Item no.

- 30113901 Retinoscopy Bars (Luneau)
- 2 retinoscopy bars in parallel arrangement
  - One PLUS and one MINUS bar 0.5 – 15.0 D each
  - Storage case included



30113901



**HEINE Finoff Transilluminator LED 3.5 V**

Small and light, used to examine the fundus.

**Item no.**

301175 HEINE FINOFF Transilluminator LED 3.5 V



301175

**EICKEMEYER®**  
*Competence in  
 ophthalmic equipment*

Eickemeyer®



© Eric Issele - shutterstock.com



302553



302552



302443



302440



302442



302536



## HEINE BETA4 Rechargeable Handles and Accessories

- High quality metal construction for high stability and long life
- Unique locking system. No friction from metal to metal, preventing wear and guarantees a secure fit of the instruments
- Deep discharge protection: Protects the battery from total discharge and ensures maximum operating life
- Li-Ion Technology: No 'memory effect' resulting in longer battery life. Fast charging time.
- Durable: Up to 6 weeks of normal operation without recharging when using LED instruments
- High capacity: More than twice the capacity compared to NiMH batteries
- Charge level indicator in the Bottom Insert (item no. 302552)

### Item no.

- |        |   |
|--------|---|
| 302553 | <b>HEINE BETA4 NT Handle</b> <ul style="list-style-type: none"> <li>• Suitable for HEINE NT4 table charger (item no. 302551)</li> <li>• Includes:               <ul style="list-style-type: none"> <li>Li-Ion Rechargeable Battery (item no. 302431)</li> <li>BETA4 NT Bottom Insert (item no. 302552)</li> </ul> </li> <li>• Charging time approx. 2 hrs.</li> </ul>           |
| 302552 | <b>HEINE BETA4 NT Bottom Insert</b>   |
| 302431 | <b>3.5 V HEINE BETA L Rechargeable Li-Ion Battery</b> <ul style="list-style-type: none"> <li>• Charging time: 2 hours</li> </ul>  |
| 302443 | <b>HEINE BETA4 USB Handle Set</b> <ul style="list-style-type: none"> <li>Includes:               <ul style="list-style-type: none"> <li>• Rechargeable Handle complete with Li-Ion rechargeable battery</li> <li>• Base Unit</li> <li>• USB Charging cable and Plug-in Transformer</li> </ul> </li> </ul>   |
| 302440 | <b>HEINE BETA4 USB Bottom Insert</b>  |
| 302442 | <b>HEINE BETA4 USB Plug-in Transformer</b> <ul style="list-style-type: none"> <li>• USB Plug</li> </ul>   |
| 302536 | <b>HEINE BETA4 SLIM NT Handle</b> <ul style="list-style-type: none"> <li>• Slim handle with automatic closure</li> <li>• Dimensions (in cm): H 13.5 x Ø 1.9</li> <li>• Weight: 180 g</li> <li>• Suitable for HEINE NT4 table charger (item no. 302551) with adapter set (item no. 30255101)</li> <li>• Includes Li-Ion Rechargeable Battery and BETA4 SLIM Base Unit</li> </ul> |
| 302432 | <b>Li-Ion Rechargeable Battery</b> <ul style="list-style-type: none"> <li>• Spare part for HEINE BETA4 SLIM NT Loading Handle (item no. 302536)</li> </ul>  |

### HEINE NT4 Table Charger

- Suitable for rechargeable handles BETA4 NT and BETA4 SLIM NT
- Suitable for rechargeable Standard handles F.O. 4 NT, F.O. 4 SLIM NT and F.O. 4 SHORT NT laryngoscope
- Two independent charging wells: complete functionality for one or two handles at a time
- Automatic charging: independent of the state of charge of the rechargeable battery
- Guarantees extended battery life
- Charger switches off when fully charged
- Charging status: Pulsing light indicates charging, permanent light indicates charging completed
- Dimensions (in cm): L 14.2 x H 6.1 x D 6.6

#### Item no.

302551	HEINE NT4 Table Charger
30255101	Adapter Set <ul style="list-style-type: none"> <li>• For HEINE BETA SLIM and F.O. 4 SLIM NT laryngoscope rechargeable handles</li> <li>• Two pieces</li> </ul>



302551



30255101

### HEINE BETA Rechargeable Handles with battery 3.5 V

Rechargeable handles listed below (item no. 302555 and 302535) are compatible with systems of the previous generation like HEINE NT 200 and the HEINE NT 300 (item no. 302550) only. NOT suitable with table charger HEINE NT 4 (item no. 302551)

#### Item no.

302555	HEINE BETA L Li-Ion Rechargeable Handle <ul style="list-style-type: none"> <li>• With Li-Ion rechargeable battery and bottom insert</li> <li>• Fast charging time of approx. 2 hrs. with table charger HEINE BETA NT 300</li> </ul>
302438	HEINE BETA L Bottom Insert <ul style="list-style-type: none"> <li>• With charge status indicator</li> </ul>
302431	Li-Ion Rechargeable Battery for HEINE BETA4 / HEINE BETA L Rechargeable Handle
302535	HEINE BETA NT Rechargeable Handle <ul style="list-style-type: none"> <li>• Charging time 4 hrs. max. with table charger HEINE NT 300</li> <li>• With rechargeable battery and bottom insert</li> </ul>
302435	HEINE BETA NT Bottom Insert
302436	Rechargeable Battery for HEINE BETA NT Rechargeable Handle
302400	HEINE BETA Handle Module



302555



302438



302535



302435

### HEINE NT 300 Table Charger

- For Beta L, BETA NT (except BETA4 NT), BETA SLIM and all laryngoscope handles
- One or two handles chargeable simultaneously
- Fast charging function: approx. 2 hrs. for BETA L rechargeable handle with Li-Ion L battery, approx. 4 hrs. for all other handles
- Automatic recharging regardless of battery charging status leading to longevity of the batteries
- Charging status: Pulsing light indicates charging, permanent light indicates charging completed
- Dimensions (in cm): L 14.2 x H 6.1 x D 6.6

#### Item no.

302550	HEINE NT 300 Table Charger <ul style="list-style-type: none"> <li>• For HEINE BETA and Laryngoscope handles</li> </ul>
30255101	Adapter Set <ul style="list-style-type: none"> <li>• Suitable for HEINE BETA4 SLIM NT and F.O. 4 SLIM NT laryngoscope rechargeable handles</li> <li>• Two pieces</li> </ul>



302550



## HEINE OMEGA 600 Indirect Ophthalmoscope

Discover more. With less weight.  
Lighter. Brighter. Better. HEINE kept the best and perfected the rest. Highly comfortable, the HEINE OMEGA 600 delivers a new class of technological innovation, along with the unique visionBOOST for significantly better diagnostic even in dense cataracts.

- Most precise diagnostic, up to the far retinal periphery
- Up to 20 % better view in media opacities with visionBOOST
- Lightest High-End Indirect Ophthalmoscope worldwide
- Long-lasting investment due to its robust design
- Easy disinfection thanks to smoothSURFACE

### Most precise diagnostic, up to the far retinal periphery

- Significantly better diagnostic due to unique visionBOOST
- Sharpest fundus image due to superior glass optics
- Brightest fundus image with true colour rendering thanks to our unique LEDHQ – now in even more natural colours
- Best 3D imaging due to our unique Stereoscopic Adjustment
- Technology in dilated and undilated pupils

### Lightest high-end indirect ophthalmoscope worldwide

- Best wearing comfort
- Personalized fit
- Adaptable for right and left handed users
- Flip-up function for more convenient patient interactions

### Long-lasting investment due to its robust design

- Maintenance-free, dustproof optics
- Legendary HEINE durability
- Optics firmly mounted on an aluminium frame
- 100 % Made in Germany
- 5-year guarantee

### Easy and effective disinfection thanks to smoothSURFACE

- No openings
- Integrated electronics

#### Item no.

- |        |   |
|--------|---|
| 173497 | HEINE OMEGA 600 Indirect Ophthalmoscope   |
|        | <ul style="list-style-type: none"> <li>• Includes: OMEGA 600 Indirect Ophthalmoscope (with battery and +2 D eyepiece), E4-USBC power supply with cable, eyepiece 0 D</li> </ul> |



17349701



17349702



17349703



17349704



17349707



17349706



173460

## Optional Accessories for HEINE OMEGA 600 Indirect Ophthalmoscope

#### Item no.

- |          |   |
|----------|---|
| 17349701 | CC1 Charging Case   |
| 17349702 | CB1 Charging Battery  |
|          | <ul style="list-style-type: none"> <li>• Runtime approx. 8 hrs.</li> </ul>                                    |
| 17349703 | E4-USBC Power Supply with Cable   |
| 17349704 | CW1 Wall Charger  |
| 17349707 | TM2 Teaching Mirror   |
|          | <ul style="list-style-type: none"> <li>• Attachable to the device to share observation with others</li> </ul> |
| 17349706 | Traveller Bag   |
| 173460   | HEINE Ophthalmoscopy Trainer – Model Eye  |

## OPTOMED AURORA® IQ Fundus Camera

The portable, patented AURORA® IQ fundus camera is a high-end retinal imaging device for the most demanding of needs. The user-friendly technology and large screen for instant display of high-quality retinal images, even with non-dilated pupils, make this device a must-have for every ophthalmologist. The included ocular surface lens has adjustable illumination levels, colour imaging and cobalt blue for fluorescence imaging. Choose between autofocus or manual operation as desired.

- Complete set including anterior module
- Non-mydratic application possible in a darkened room
- Fast image capture with autofocus or manual operation
- Real-time visibility of the retina
- Large screen
- High-quality retinal imaging with high-contrast optical design
- Detailed examination with 50° field of view
- Ocular surface lens for colour imaging and cobalt blue for fluorescence imaging
- Adjustable illumination levels
- Transfer to the digital patient file via WLAN and USB
- Low-noise application
- 2-year guarantee (excluding batteries)
- Scope of delivery: AURORA® IQ fundus camera, retinal module, anterior module, 2 batteries, power supply, cleaning cloth, 2 eyecups, charging station, USB cable, client software for image transfer, carrying case

### Technical specifications

- Type: non-mydratic digital fundus camera
- Field of view: 50° (total field of view: 50 x 40)
- Resolution of the camera sensor: 5 MP
- Optical resolution: >60 lp/mm (ISO10940:2009)
- Manual and automatic focus mode
- Minimum pupil size: 3.1 mm
- Image format: JPEG
- Video format: MPEG-4
- Display TFT-LCD: 4", 800 x 480 pixels
- Memory: 16 GB
- Rechargeable 3.63 V / 2,600 mAh Li-Ion batteries
- Operating time: approx. 2 hours with continuous use
- Connectivity: WLAN and USB
- Colour, red-free and IR photography
- Camera dimensions (in mm): W 122 x H 202 x L 98
- Retinal module dimensions (in mm): W 68 x H 74 x L 160
- Anterior module dimensions (in mm): W 71 x H 80 x L 79
- Camera weight: 526 g
- Weight of retinal module: 327 g
- Weight of anterior module: 105 g

### Item no.

173700	OPTOMED AURORA® IQ Fundus Camera
E17370001	Patient Eye Cup for OPTOMED AURORA® IQ Retinal Module
E17370003	Patient Eye Cup for OPTOMED AURORA® IQ Anterior Module
E17370002	Battery for OPTOMED AURORA® IQ



Anwendung







173690



173691



173692



173693



173694



173695

## KOWA SL-19 Portable Slit Lamp

With its rounded shape and curved handle design, the KOWA SL-19 Slit Lamp is even more ergonomic. Furthermore, the weight of the hand-held unit has been significantly reduced.

- LED backlight that can be used simultaneously with the slit light
- LED blue light illumination for fluorescence observation
- Light intensity can be adjusted with one hand
- Gap wheel (top), for selecting a desired gap width in the range of 0.1 mm, 0.2 mm and 0.8 mm or spot
- Spot wheel (bottom), for selecting an aperture diameter of Ø 1 mm, Ø 5 mm or Ø 12 mm. The size of the light can be continuously adjusted from 1.5 mm to 12 mm
- Infinitely adjustable slit length (1.5 – 12 mm)
- Longer operating time: up to 6 hours at maximum intensity
- Available in 5 colours: white, black, blue, green and pink
- Smartphone adapter for digital image documentation for common Samsung and iPhone models sold separately (for suitable size and item no. 173636 ff. visit online shop)

### Technical specifications

- Magnification: 10x and 16x
- Working distance: about 80 mm at 16x magnification, about 100 mm at 10x magnification
- Effective field of view: Ø 10 mm at 16x magnification, Ø 15mm at 10x magnification
- Slit width: Ø 0.1, Ø 0.2, Ø 0.8 mm
- Spot size: Ø 1, Ø 5, Ø 12 mm (slit length continuously adjustable from 1.5 – 12 mm)
- Light intensity: 200 – 20,000 lux (continuously adjustable)
- Power supply: 3x AA batteries (DC 4.8 – 6.4 V)
- Dimensions (in mm): D 197 x W 107 x H 238
- Weight (without batteries): only 620 g

Item no.	
173690	KOWA SL-19 Portable Slit Lamp • Colour: white
173691	KOWA SL-19 Portable Slit Lamp • Colour: black
173692	KOWA SL-19 Portable Slit Lamp • Colour: blue
173693	KOWA SL-19 Portable Slit Lamp • Colour: green
173694	KOWA SL-19 Portable Slit Lamp • Colour: pink
173698	Charger incl. 4 Rechargeable Ni-MH Batteries
17369801	4 Rechargeable AA Batteries
173695	Transport Case for SL-19 • With foam insert • Rigid case • Colour: black • Dimensions (in cm): L 40 x W 31 x D 15
173650	Universal Smartphone Adapter "Smartscope Vario" • Fits all smartphones • Metal
173636 ff.	Smartphone Adapter • For common Samsung and iPhone models (for suitable size and item no. visit online shop or inquire with us)

## KOWA SL-19 plus Portable Slit Lamp with Built-In Camera

The KOWA SL-19 plus is a surprisingly lightweight hand-held slit lamp equipped with a built-in camera. Its features and usage are similar to the SL-19 model without a camera, with the primary difference being that the magnification is exclusively set to 10x.

The SL-19 plus weighs only 730 g (excluding batteries), making it very easy to handle. This design ensures minimal operator fatigue during prolonged use. With a fixed 10x magnification, the SL-19 plus is suitable for various clinical scenarios. A simple hand movement initiates recording. Videos captured by the SL-19 plus can be wirelessly transferred to an iPad via WiFi. Please note that this feature is compatible only with Apple devices.

When transferred to the iPad, the video is automatically broken down into single images. These individual frames can be selected, saved, and further transferred to a PC using a USB stick or WiFi.

The recorded images are displayed on the iPad using the KOWA SL-19 plus app (available in the App Store), which provides a user-friendly interface for managing and reviewing the captured data.

- Recording power button: Easily switchable with a simple hand movement
- Light source: white LED
- Ergonomic shape: Designed for comfortable handling during examinations
- Barrier filter B: Used for observing fluorescein under blue light; attachable with a filter tape

### Technical specifications

- Working distance: approximately 100 mm
- Effective field of view: Ø 15 mm at 10x magnification
- Spot size: adjustable slit length from 1.5 mm to 12 mm, with spot sizes of Ø 1 mm, Ø 5 mm, and Ø 12 mm
- interpupillary adjustment range: 55 mm to 72 mm
- Diopter range: -8 D to +5 D
- Camera field of view: approximately 27 mm to 15 mm
- Effective number of pixels: approximately 2 megapixels
- Wireless LAN interface: IEEE 802.11 a/b/g/n
- Light source: White LED for slit illumination
- Background light: White and blue LEDs in a 3-stage circuit, usable separately from the slit light
- Light intensity: infinitely adjustable from 200 lux to 20,000 lux
- Power supply input: DC 3.0 – 4.8 V (powered by 3x AA Ni-MH rechargeable batteries); power consumption up to 6 VA
- Please note: Rechargeable batteries obligatory for proper functionality
- Battery indicator: flashes orange when battery level is low
- Camera display: shows the operating status of the camera
- Operating time: approximately 8.5 hours if the device is switched off after each use and disconnected from the iPad; approximately 3.5 hours at full power without disconnecting from the iPad
- Dimensions (in mm): D 197 x W 107 x H 255
- Weight (without batteries): 730 g
- Colour: white
- Scope of delivery: Includes the SL-19 plus, barrier filter B and filter tape for attachment in front of the light source; iPad and batteries not included



173696



173697

### Item no.

173696	KOWA SL-19 plus Portable Slit Lamp with Built-In Camera
173698	Charger incl. 4 Rechargeable Ni-MH Batteries
17369801	4 Rechargeable AA Batteries
173697	Transport Case for SL-19 plus <ul style="list-style-type: none"> <li>• With foam insert</li> <li>• Rigid case</li> <li>• Colour: black</li> <li>• Dimensions (in cm): L 40 x W 31 x D 15</li> </ul>



Application



173625



1736006



173626



E17362502

### iCare TONOVET Pro Tonometer

The iCare TONOVET Pro tonometer sets new standards in intraocular pressure (IOP) measurement and is aimed at veterinarians who have the highest demands on accuracy and ease of use.

The innovative "Quick Measure" function based on the patented rebound technology enables faster and easier measurement of the IOP and significantly shortens the examination time, while the more responsive test tip and the optimised test tip control ensure improved handling and even more precise measurements. The 200-degree positioning freedom makes the TONOVET Pro tonometer an indispensable helper even in emergency situations. Another advantage is the display that is oriented towards the user. This means that the measured values can be read easily and ergonomically.

- Can be used without local anaesthesia
- Improved user-friendliness
- 200-degree positioning freedom (ideal even for large animals such as horses)
- More responsive test tip
- Better test tip control improves accuracy
- Display facing the user
- Self-calibrating
- Wireless printing via Bluetooth
- 3-year manufacturers warranty

#### Technical specifications

- Measurement range: 7 - 60 mmHg
- Accuracy:  $\pm 2,5$  mmHg (7 - 30 mmHg) and  $\pm 10\%$  ( $>30 - 60$  mmHg)
- Repeatability (coefficient of variation):  $< 8\%$
- Display range: 0 - 99 mmHg (intraocular pressure is estimated outside the measuring range)
- Display accuracy: 0.1 mmHg
- Display unit: millimetres of mercury (mmHg)
- Power supply: 4 x AA non-rechargeable batteries, 1.5 V alkaline LR6
- Dimensions (in mm): L 214 x W 43 x H 104
- Weight: 165 g (without batteries)
- Scope of delivery includes: 4x AA batteries, 100 pcs. probes, probe base collar, wrist strap, instructions, aluminum case

#### Item no.

173625	iCare TONOVET Pro Tonometer
1736006	Probes for TONOVET Pro, TONOVET Plus, TONOVET Pet und TONOVET • 100 per pack
173626	Stand for TONOVET Pro
E173600701	Probe Base for TONOVET Pro, TONOVET Plus, TONOVET Pet and TONOVET
E17362502	Yellow Protection Cap for TONOVET Pro
E173600703	Green Silicone Grip for TONOVET Pro, TONOVET Plus and TONOVET Pet
E17362501	Probe Base Collar for TONOVET Pro
E17362001	Wrist Strap with Lock



## iCare TONOVET Plus Tonometer

iCare TONOVET Plus is the veterinary specific tonometer of choice for quick, easy and accurate IOP measurements. The TONOVET Plus is operator friendly and ideal for use on dogs, cats, horses and rabbits. It features an advanced user interface with a clear, large display. Red / green positioning lights help to find the correct plane and distance to the middle of the cornea. The automatic measuring sequence gives you the option to take single readings or all six measurements in repetition.

- Advantage: Can be used without local anesthesia
- Self-calibrating
- Quick, painless and accurate procedure
- Large, easy to read colour display

### Technical specifications

- Measurement range: 10 – 60 mmHg
- Accuracy:  $\pm 2.5$  mmHg (10 – 30 mmHg) and  $\pm 10$  % ( $> 30$  – 60 mmHg)
- Repeatability (coefficient of variation):  $< 8$  %
- Accuracy of display: 1 mmHg
- Display units: millimeter of mercury (mmHg)
- This device has BF-type electric shock protection
- Power supply: 4x AA non-rechargeable batteries, 1.5 V alkaline LR6
- Dimensions (mm): L 215 x W 24 – 29 x H 35 – 95 x
- Weight: 140 g (without batteries), 230 g (incl. 4x AA batteries)
- Scope of delivery includes: 4x AA batteries, 100 pcs. probes, probe base collar, wrist strap, instructions, aluminum case

### Item no.

173620	iCare TONOVET Plus Tonometer
1736006	Probes for TONOVET Pro, TONOVET Plus, TONOVET Pet und TONOVET <ul style="list-style-type: none"> <li>• 100 per pack</li> </ul>
1736008	Stand for TONOVET Plus, TONOVET Pet and TONOVET
E173600701	Probe Base for TONOVET Pro, TONOVET Plus, TONOVET Pet and TONOVET
E1736007	Red Protection Cap for TONOVET Plus and TONOVET Pet
E173600703	Green Silicone Grip for TONOVET Pro, TONOVET Plus and TONOVET Pet
E173600702	Probe Base Collar for TONOVET Plus and TONOVET Pet
E17362001	Wrist Strap with Lock



Application



173620



1736008



E1736007



E17362001



Application



173685



1736008



E1736007



E17362001

### iCare TONOVET Pet Tonometer

The TONOVET Pet Tonometer offers a cost-effective and user-friendly solution for monitoring dogs' intraocular pressure (IOP) from the comfort of your own home. Thanks to rebound technology, this device ensures reliable, effortless and precise measurements without anesthesia or calibration. Four measurement ranges offer the dog owner, in cooperation with the veterinarian and a treatment plan, a simplified way to monitor their pet's intraocular pressure without worrying about normal daily fluctuations.

- Exclusively for dogs
- Designed for sale or leasing of the device from the veterinarian to the pet owner
- Active cooperation between pet owner and veterinarian
- Can be used without local anesthesia
- Self-calibrating
- Results are displayed in 4 areas

#### Technical specifications

- Measuring range: 7 – 60 mmHg
- Accuracy:  $\pm 2.5$  mmHg (10 – 30 mmHg) and  $\pm 10\%$  ( $>30$  – 60 mmHg)
- Repeatability (coefficient of variation):  $< 8\%$
- Display unit: millimeters of mercury (mmHg)
- Operation: continuous
- Power supply: 4x AA non-rechargeable batteries, 1.5 V alkaline LR6
- Dimensions (in mm): L 215 x W 24 – 29 x H 35 – 95
- Weight: 140 g (without batteries)
- Scope of delivery includes: 4x AA batteries, 20 pcs. probes, probe base collar, wrist strap, instructions, aluminum case

Item no.	
173685	iCare TONOVET Pet Tonometer
1736006	Probes for TONOVET Pro, TONOVET Plus, TONOVET Pet und TONOVET <ul style="list-style-type: none"> <li>• 100 per pack</li> </ul>
1736008	Stand for TONOVET Plus, TONOVET Pet and TONOVET
E173600701	Probe Base for TONOVET Pro, TONOVET Plus, TONOVET Pet and TONOVET
E1736007	Red Protection Cap for TONOVET Plus and TONOVET Pet
E173600703	Green Silicone Grip for TONOVET Pro, TONOVET Plus and TONOVET Pet
E173600702	Probe Base Collar for TONOVET Plus and TONOVET Pet
E17362001	Wrist Strap with Lock

### iCare TONOVET Tonometer

The TONOVET is used for measuring IOP based on a rebound measuring principle to make momentary gentle contact with the cornea.

- Self-calibrating
- No topical anaesthesia needed
- Quick, painless and accurate procedure
- Portable as it is powered by batteries

#### Technical specifications

- Measuring range: 1 – 99 mmHg
- Accuracy:  $\pm 2$  mmHg (5 – 30 mmHg) and  $\pm 10$  % ( $>30$  – 80 mmHg)
- Display range: 0 – 99 mmHg
- Display accuracy:  $\pm 1$  mmHg
- Display unit: millimeters of mercury (mmHg)
- Power supply: 4 x AA batteries
- Dimensions (in mm): L 230 x W 13 – 32 x H 45 – 80
- Weight: 250 g (including batteries)
- Scope of delivery includes: 4x AA batteries, 100 pcs. probes, probe base collar, wrist strap, instructions, aluminum case

#### Item no.

1736005	iCare TONOVET Tonometer
1736006	Probes for TONOVET Pro, TONOVET Plus and TONOVET <ul style="list-style-type: none"> <li>• 100 per pack</li> </ul>
1736008	Stand for TONOVET Plus and TONOVET
E173600701	Probe Base for TONOVET Pro, TONOVET Plus and TONOVET
E1736006	Red Protection Cap for TONOVET and TONOLAB
E173600501	Green Silicone Grip for TONOVET
E17362001	Wrist Strap with Lock



Application



1736005



E1736006

### Tono-Pen AVIA® VET™ Tonometer

With over 40 breeds of dogs and cats featuring a predisposition to glaucoma, the Reichert Tono-Pen Tonometer provides a simple solution to monitor this condition.

The Tono-Pen AVIA® Vet™ is self-calibrating and easy to use.

- Self-calibrating
- Use with topical anesthesia
- Patient can be positioned in any way, therefore ideally used on tall animals like horses
- Fast and accurate IOP measurement with minimal training
- Minimal corneal irritation due to small sensor
- Disposable tip covers to eliminate cross contamination
- Easy to read, digital display
- Measuring range: 5 – 55 mmHg
- Maintenance-free
- Small size, weight 71 g
- Scope of delivery includes: Battery, 150 protective tip covers (Ocu-Film® +)

#### Item no.

173600	Tono-Pen AVIA® VET™ Tonometer
173565	Ocu-Film® + Tono-Pen Tip Covers <ul style="list-style-type: none"> <li>• Minimises the risk of cross-contamination</li> <li>• 150 per pack</li> <li>• Individually wrapped</li> </ul>
173605	Longlasting Tono-Pen AVIA® VET™ Battery <ul style="list-style-type: none"> <li>• Lifetime: approx. 2,500 measurements</li> </ul>



173600



173605



173610



173710



173611



173587



E17361001

## RETevet™ Portable ERG

The RETeVet™ device offers an intuitive interface which allows veterinary ophthalmologists and researchers to perform electroretinograms (ERGs) to measure the retinal function of animals.

### Features

- Small design
- Intuitive user interface
- Real-time results
- Completely portable and battery powered
- No need for external filters for dim flashes
- All flashes electronically controlled
- Easy USB connection to any PC
- Comprehensive reports in PDF formats
- Anaesthesia is optional (based on the patient)
- Multilingual interface in 17+ languages

### Technical specifications

- RGB LED technology
- 15 million colour combinations
- Size: 10.5 cm x 15.5 cm
- Weight: 240 g
- Scope of delivery includes: RETeVet™ device, docking station, 6 jet electrodes, 10 needle electrodes, dust cover, 3-plug electrode lead, USB cable, power adapter

Item no.	
173610	RETevet™ Portable ERG
173710	RM Electrode™ – Canine Multi-Use
173611	Reference / Ground Needle Electrode <ul style="list-style-type: none"> <li>• Disposable monopolar needle electrode</li> <li>• Packed sterile</li> </ul>
173587	ERG Jet Electrode <ul style="list-style-type: none"> <li>• Ø 12 mm</li> <li>• 3 per pack</li> </ul>
E17361001	RETevet™ Adapter Cable for DIN Electrodes
E17361002	RETevet™ Battery
E17361003	RETevet™ Eyecup
E17361004	RETevet™ Dust Cover
17361001	Case for RETeVet™ Portable ERG <ul style="list-style-type: none"> <li>• Provides a convenient way to transport the RETeVet device between testing sites</li> <li>• Everything you need for up to 50 tests can be stored in a small, sturdy case with dedicated padded compartments</li> <li>• With a simple, comfortable handle and security lock with key</li> <li>• Colour: black</li> <li>• Dimensions (in mm): W 315 mm x D 230 mm x H 140 mm</li> <li>• Weight (empty): 1.05 kg</li> <li>• Weight (full): 1.95 kg</li> </ul>

### cPLR Tester

cPLR (Chromatic Pupil Light Reflex) Tester is a precision Red and Blue light source for rapid screening of retina and optic nerve function. Pupillary response depends on the Blue 480 nm and Red 630 nm wavelengths.

#### Technical specifications

- Red light wavelength: 630 nm
- Blue light wavelength: 480 nm
- Nominal light intensity 200 kcd/m<sup>2</sup>
- Device switches the light OFF after 25 sec automatically (auto power OFF after 60 sec)
- Scope of delivery includes: batteries (7.4 V Li-Ion 800 mAh) and smart battery charger
- Dimensions (in cm): L 19.0 x H 4.5 x D 8.6

#### Item no.

173670 cPLR Tester



### Anatomical Eye Model

The anatomical eye model consists of 6 dismantled parts. The eyeball can be dismantled into 2 parts to make the internal structures visible. The lens and vitreous body can be removed from the eye model and viewed more closely. Thanks to the clear, colour-separated representation of the eye skin, eye muscle attachments, retina with the yellow spot, optic nerve and blood vessels, the model eye is ideal for training and study as well as patient education. The eye model can also be used as a nice inventory in the veterinary practice.

- 6-piece model with lots of details
- Eyeball with muscle attachments and optic nerve
- Carefully painted structures
- Vitreous body, lens, iris and cornea can be removed individually
- Includes plastic base
- Dimensions including base (in cm): H 16 x W 13 x D 13

#### Item no.

909040 Anatomical Eye Model





605912

### Vacuum Pillow – U shaped

- U-shaped
- Ideal for positioning during eye surgeries
- Made of durable orange PVC
- With soft edges
- Dimensions (in cm): L 39.0 x H 4.5 x D 29.0

#### Item no.

605912	Vacuum Pillow
605990	Vacuum Pillow Hand Pump <ul style="list-style-type: none"> <li>• Suitable for deflating all EICKEMEYER® vacuum cushions</li> <li>• Robust, impact-resistant plastic</li> </ul>



902605

### AESCULAP Isis Cat Clipper

The AEscULAP Isis cordless clipper is ideal for preparation for small areas (forelimb, head and neck) when taking bloods, biopsy or for hard-to-reach areas.

- Silent, low vibration
- Ergonomic design
- Cutting width: 24 mm
- Cutting length: 0.5 mm
- Li-Ion battery: runtime up to 120 min / approx. 90 min charging time
- Charge indicator via charging station
- Weight: 120 g (incl. battery & blade)
- Scope of delivery: clipper, blade (carbon blade – cannot be sharpened), charging station, attachment comb (adjustable to 4 different cutting lengths, 3 – 6 mm), brush, AEscULAP oil, instructions

#### Item no.

902605	AESCULAP Isis Cat Clipper
902601	AEscULAP Isis Clipper Blade <ul style="list-style-type: none"> <li>• Carbon blade (cannot be sharpened)</li> </ul>
902606	DLC Shaving Head TG608D for Isis <ul style="list-style-type: none"> <li>• High quality shaving head made of AEscULAP carbon steel / carbon steel</li> <li>• DLC (Diamond like Carbon) surface refinement offers many advantages: better cutting performance, less wear, longer service life and less maintenance due to dirt-repellent surface</li> <li>• Cutting width: 24 mm</li> <li>• Min. cutting length: approx. 0.5 mm</li> </ul>



## CONTENT

## A

Advanced Ophthalmic Kit .....	3
AESCLAP Isis Cat Clipper .....	62
AlgerBrush II Corneal Burr .....	23
Anatomical Eye Model .....	61
ARRUGA Capsule Forceps .....	6

## B

BARRAQUER (Colibri) Forceps .....	9
BARRAQUER-KATZIN (Colibri) Forceps .....	9
BARRAQUER Needle Holders .....	10
BARRAQUER Speculum .....	16
BARRAQUER-TROUTMAN Needle Holder .....	10
Bausch & Lomb PureVision® 2 Bandage Contact Lenses .....	23
BISHOP-HARMON Iris Forceps .....	8
BOWMAN Lacrimal Probe .....	18
BOYNTON Needle Holder (TC) .....	11

## C

CASTROVIEJO Caliper .....	19
CASTROVIEJO Cyclodialysis Spatula .....	13
CASTROVIEJO Needle Holders .....	11
CASTROVIEJO Scissors .....	5
CASTROVIEJO Speculum .....	16
CASTROVIEJO Suture Forceps .....	9
Cautery Pen .....	24
cPLR Tester .....	61
Crescent Knife .....	29
Cryopen XPS .....	24

## D

DESMARRES Chalazion Forceps .....	12
DESMARRES Retractors .....	17
DOUGLAS Cilia Forceps .....	12

## E

EICKEMEYER® POCKET Veterinary Ophthalmoscope .....	35
EICKEMEYER® Operating Microscope .....	34
EICKEMEYER® PhacoVet 2.0 .....	25
EICKEMEYER® PhacoVet Accessories .....	25–28
EickFil Ophthalmic Suture Material .....	20, 21
Eyelid Spatula .....	15
Eye Magnet .....	17
Eye Spoon According to Dr Koch .....	16

## F

Fine Surgical Blades .....	22
FUCHS Capsule Forceps .....	7

## G

GASS Retinal Detachment Hook .....	15
GILL-ARRUGA Capsule Forceps .....	7
GRADLE Cilia Forceps .....	11
GRÄFE Eyelid Retractor .....	16
GRÄFE Fixation Forceps .....	12

GRÄFE Iris Forceps .....	8
GRÄFE Iris Hook .....	14

## H

HEINE BETA4 Rechargeable Handles and Accessories .....	50
HEINE BETA 200 LED Ophthalmoscope .....	46
HEINE BETA 200 LED Retinoscope ParaStop and Accessories .....	48
HEINE BETA Rechargeable Handles .....	51
HEINE Binocular Loupes .....	38
HEINE Binocular Loupes on Professional L Headband .....	39
HEINE Binocular Loupes on S-FRAME .....	40
HEINE Finoff Transilluminator .....	49
HEINE LoupeLight2 .....	41
HEINE ML4 LED HeadLight .....	36
HEINE NT4 Table Charger .....	51
HEINE NT 300 Table Charger .....	51
HEINE OMEGA 600 Indirect Ophthalmoscope .....	52
HEINE Ophthalmic Examination Lamp, 3.5 V .....	46
HESS Capsule Forceps .....	7
HESS (Colibri) Iris Forceps .....	8
Loupes with LED Light .....	42
HR / HRP Optics for HEINE ML4 LED HeadLight .....	37

## I

iCare TONOVET Plus Tonometer .....	57
iCare TONOVET Pro Tonometer .....	56
iCare TONOVET Pet Tonometer .....	58
iCare TONOVET Tonometer .....	59
Intraocular Silicone Prosthesis .....	22
Iris Scissors .....	4

## J

JAMESON Caliper .....	19
JAMESON Strabismus / Muscle Hook .....	14

## K

KAPS SOM® 62 Operating Microscope Advanced .....	34
KELLNAR Lacrimal Dilators and Tubes .....	18
KNAPP Conjunctiva Forceps .....	13
KNOLLE-PEARCE Irrigating Vectis .....	17
KOPPE Gonioscopy Lenses .....	44
KOWA SL-19 Portable Slit Lamp .....	54
KOWA SL-19 plus Portable Slit Lamp with Built-In Camera .....	55
KUHNT Corneal Scraper .....	14

## L

Lacrimal Cannulae .....	19
LANDOLT Enucleation Scissors .....	5
Loupes & Light System .....	42

## M

METZENBAUM Scissors .....	5
MEYHOEFER Chalazion Curettes .....	15
Mini Ophthalmic Kit .....	3

## O

Optional Accessories for HEINE Binocular Loupes .....	39, 40
Optional Accessories for HEINE LoupeLight2 .....	41
Optional Accessories for HEINE ML4 LED HeadLight .....	37
Optional Accessories for HEINE OMEGA 600 Indirect Ophthalmoscope .....	52
OPTOMED AURORA® IQ Fundus Camera .....	53

## P

Phaco Instrument Kit .....	29
Phaco Knife .....	29

## R

RETevet™ Portable ERG .....	60
-----------------------------	----

## S

SCHIRMER Tear Test .....	46
SCORE® Ergo Support Chair .....	35
Spare Bulb High Performance LED 3.5 V .....	49
STADES Nictating Forceps .....	13
Staining Solution .....	33
Starter Ophthalmic Kit .....	2
STEVENS Tenotomy Scissors .....	4
ST. MARTIN Corneal Forceps .....	9
Sugi Swabs .....	24
SuperCut Scissors .....	4
Suture Forceps .....	10

## T

Tono-Pen AVIA® VET™ Tonometer .....	59
-------------------------------------	----

## V

Vacuum Pillow – U shaped .....	62
VANNAS Cataract Scissors .....	6
VOLK Aspheric Lenses .....	43, 44
VOLK Gonioscopy Lenses .....	45

## W

WEBER Loop .....	17
WELCH ALLYN® PanOptic™ Ophthalmoskop .....	47
WESTCOTT Scissors .....	6
WILDER Lacrimal Dilators .....	18

